

Sept 21

# Data Migration

Sachin Jain

Principal Technologist – Customer Success  
[sjain@informatica.com](mailto:sjain@informatica.com)

# Agenda

*Data Migration - 721*

- Overview
- Bulk Migrate Objects
- Guidelines for Data Migration
- Limitations on Data Migration
- Demo



# Overview

## *Data Migration - 721*

- Available in Axon 7.2.1 version
- Enable Data Migration in Admin Panel
- Operation can be available for Admin and Super Admin
- Users can migrate all or specific Axon objects and the related objects across environments

### Example – From Test to Prod Environment

- Migrate the objects, roles, and relationships
- You cannot perform data migration for the following facets:

People

Change Requests

Roles \* Roles can be migrated for all facets, but we cannot migrate other facet's data based on roles

Active Tasks

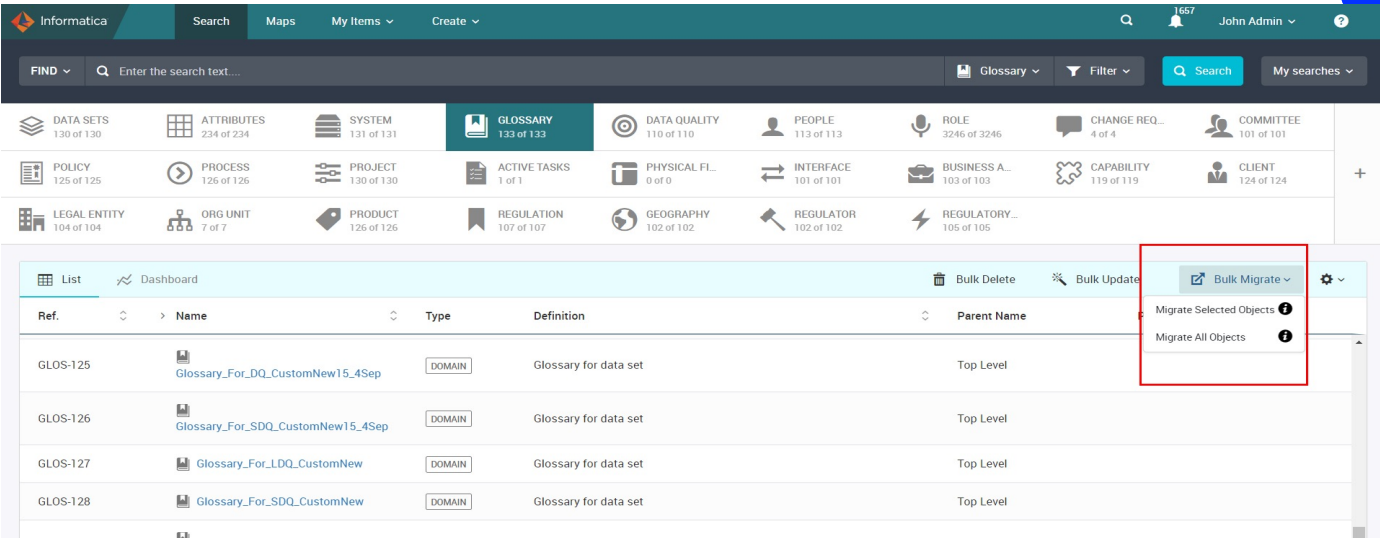
Physical Fields

# Bulk Migrate Objects

Data Migration - 721

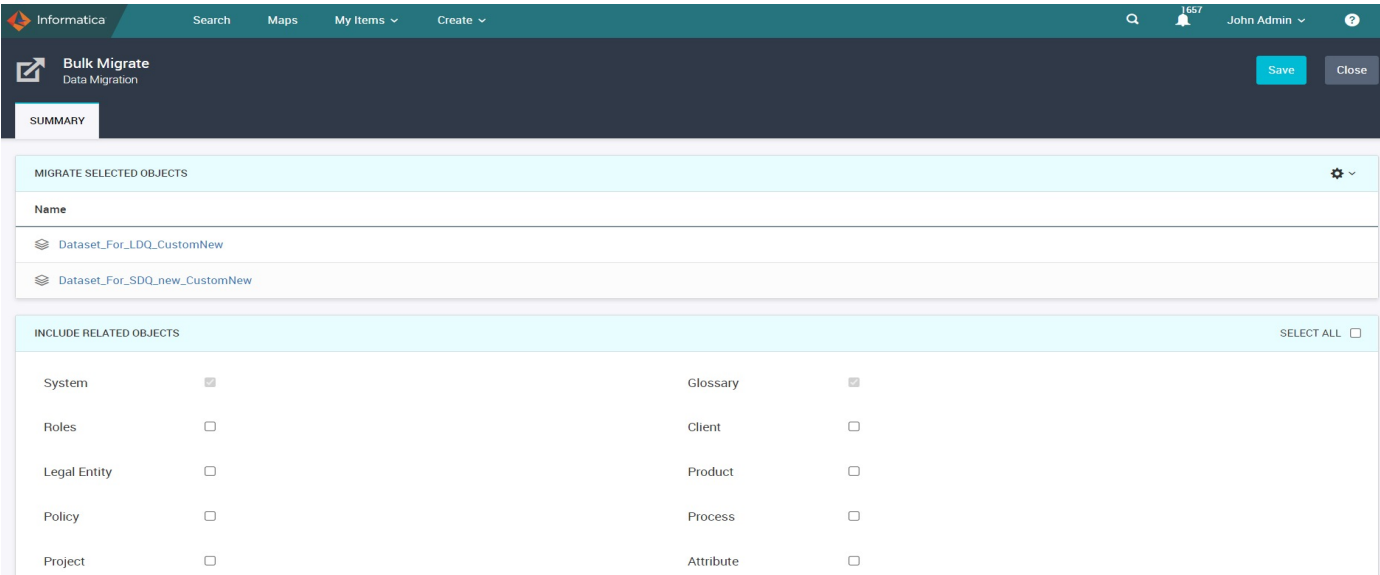
## ➤ Migrate All Objects

Migrate all objects in a facet. When you click Migrate All Objects for a facet from Unison search



## ➤ Migrate Selected Objects

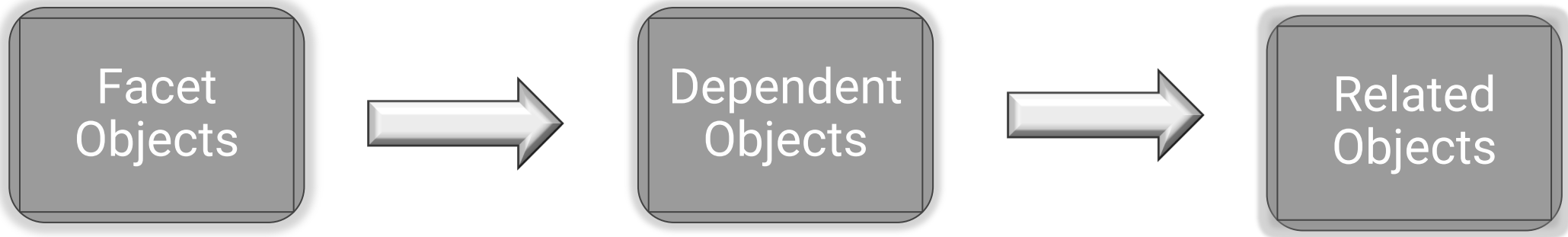
Migrate specific objects in a facet. Select the objects that you want to migrate and click Migrated Selected Objects





# Exported Data

Data Migration - 721



- All default and custom fields that are available in the bulk upload mapping file.
- Dependent objects such as enforced relationships and parent objects.
- Related facet objects.
- Roles that you choose to include.

- All default and custom fields that are available in the bulk upload mapping file.
- Dependent objects such as enforced relationships and parent objects.
- Roles that you choose to include.

- All default and custom fields that are available in the bulk upload mapping file.
- Dependent objects such as enforced relationships and parent objects.
- Roles that you choose to include.

*For example, if you choose to migrate objects for the Attribute facet, the dependent data sets are exported. If data sets are exported, the dependent systems and glossaries are also exported. If attributes are related to glossaries, the related glossaries are also exported*

# Guidelines for Data Migration

*Data Migration - 721*

- Recommended that to take a backup of the target instance.
- Create stakeholders, roles, custom fields, dropdown values, and segments in the target instance according to the source instance.
- To import Data Set X Process, Data Set X Policy, or Data Set X Project relationships, you must create a relationship of process, policy, or project with the glossary and system in the target instance.
- To migrate Regulator x Regulation relationships, a value must be present in the Regulator Reg Ref field.
- For a local data quality rule, you need to create System, Glossary, Data Set and Attribute objects in the target instance.
- For a standard data quality rule, you need to create a Glossary object in the target instance.

# Limitations on Data Migration

*Data Migration - 721*

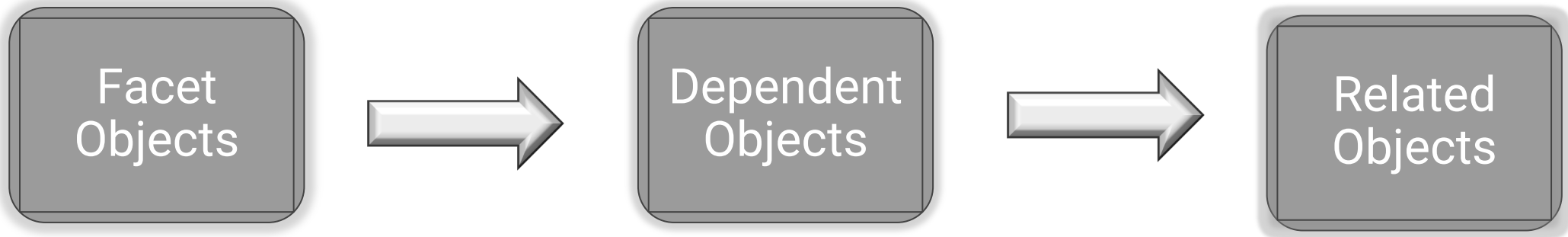
- You cannot export indirect relationships.
- You cannot export objects from the People facet.
- If an active facet does not have roles, the roles for related facets are not exported.
- For Regulator x Regulation relationships, you can migrate the objects that are created in bulk but not the objects created through Axon interface.
- If you migrate more than a total of 160,000 objects, the amount of memory might exhaust, and errors appear. Apply Unison filters to narrow down to active facets and then migrate data for better results.



Demo

# Exported Data

Data Migration - 721



- All default and custom fields that are available in the bulk upload mapping file.
- Dependent objects such as enforced relationships and parent objects.
- Related facet objects.
- Roles that you choose to include.

- All default and custom fields that are available in the bulk upload mapping file.
- Dependent objects such as enforced relationships and parent objects.
- Roles that you choose to include.

- All default and custom fields that are available in the bulk upload mapping file.
- Dependent objects such as enforced relationships and parent objects.
- Roles that you choose to include.

*For example, if you choose to migrate objects for the Attribute facet, the dependent data sets are exported. If data sets are exported, the dependent systems and glossaries are also exported. If attributes are related to glossaries, the related glossaries are also exported*