

02-02-2021

# Enforce Data Governance Strategy with Hosted MDM 10.4

**Kamal Abrol**

*Customer Success Technologist*



Informatica™

# Housekeeping Tips



- Today's Webinar is scheduled for **1 hour**
- The session will include a webcast and then your questions will be answered live at the end of the presentation
- All dial-in participants will be muted to enable the speakers to present without interruption
- Questions can be submitted to "All Panelists" via the **Q&A option** and we will respond at the end of the presentation
- The webinar is **being recorded** and will be available to view on our **INFASupport YouTube channel** and **Success Portal**. The link will be emailed as well.
- Please take time to complete the **post-webinar survey** and provide your feedback and suggestions for upcoming topics.

# Feature Rich Success Portal

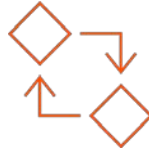
---



Bootstrap trial and  
POC Customers



Enriched Customer  
Onboarding  
experience



Product Learning  
Paths and Weekly  
Expert Sessions



Informatica  
Concierge with Chatbot  
integrations



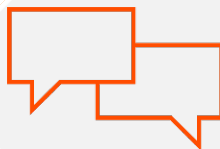
Tailored training and  
content  
recommendations

## More Information



### Success Portal

<https://success.informatica.com>



### Communities & Support

<https://network.informatica.com>



### Documentation

<https://docs.informatica.com>



### University

<https://www.informatica.com/in/services-and-training/informatica-university.html>

The information being provided today is for informational purposes only. The development, release, and timing of any Informatica product or functionality described today remain at the sole discretion of Informatica and should not be relied upon in making a purchasing decision.

Statements made today are based on currently available information, which is subject to change. Such statements should not be relied upon as a representation, warranty or commitment to deliver specific products or functionality in the future.

# Disclaimer

- Governance Strategy will be based on the specific facts of an organization's business, operations and use of data.
- This presentation provides a set of discussion points that may be useful in the development of an organization's DG efforts
- An organization should consult with its governing counsel about what obligations they may or may not need to meet

# Agenda

**Data Governance What/Why/ Who/How?**

**With/Without Governance**

**Unleashing power of MDM with governance**

**Enforcing Governance- Informatica MDM 10.4 Solution**

**Governance Strategy for MDM**

**Roles involved- OOTB reports**

**Demo**



# DATA GOVERNANCE-What/Why/Who/How?

- ❖ What is being collected?
- ❖ How is it being kept secure?
- ❖ What quality rules/standards need to be met
- ❖ Who create/update/manages data
- ❖ How available and usable data is (are)
- ❖ Measure workflow KPI's
- ❖ Managing conflicting data flows



# With/Without Governance

## ❖ Without Governance

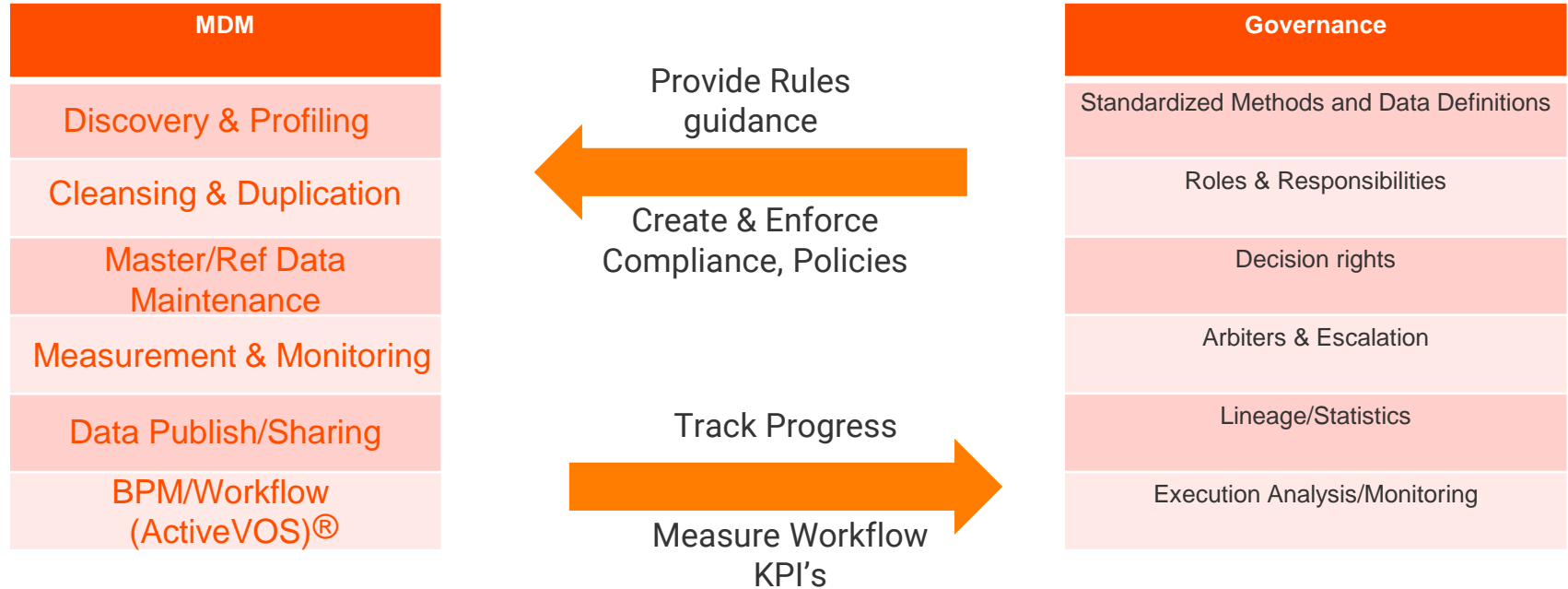
- People are unsure who to ask for right answers
- Communication are point to point / Randomized
- Incorrect info could be used
- Rely on Verbal collaboration -RISKY

## ❖ With Governance

Governing council sets policies such as :

- Defining data owners
- Measure master approval workflow KPI
- Acceptable use of privacy and compliance adherence
- Data Quality processes and retention policies
- 360 data availability to relevant owners
- Business and IT handshake via Portal

# Unleashing power of MDM with governance



# Agenda

**Data Governance What/Why/ /Who/How?**

**With/Without Governance**

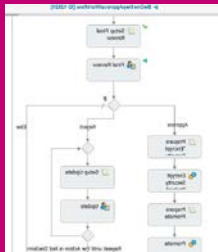
**Unleashing power of MDM with governance**

**Enforcing Governance-Informatica MDM 10.4 Solution**

**OOTB reports roles participation**

**Demo**

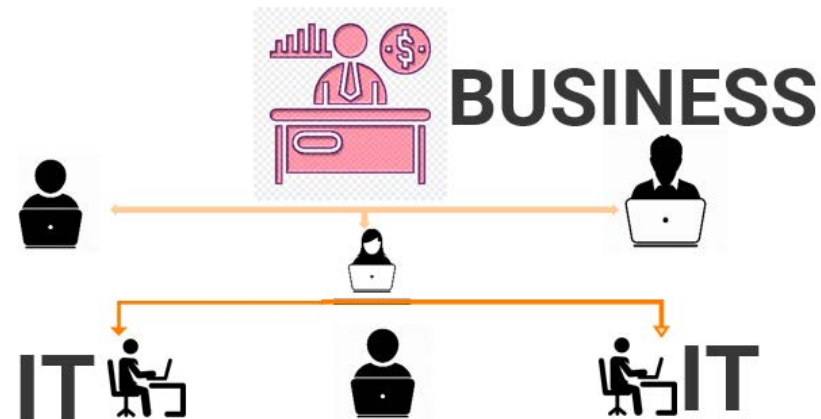
# Enforcing Governance



## AVOS+OOTB reports

- Overall status report to executives via dashboard
- Where is the master record pending and with whom?
- Data ownership stats
- How many overdue rec#, E2E turnaround time took for goldens.

Measure Workflow KPI with  
OOTB reports via Cloud hosted  
MDM 10.4



- IT should not own DG program
- Business should be Key drivers of DG program while IT as participating member laying down MDM/DQ Frameworks.

IT Business Collaboration via  
MDM BPM Workflows(ActiveVos)

# Informatica

## Governance solution

(MDM+AVOS+Charts/Reports)



Informatica™

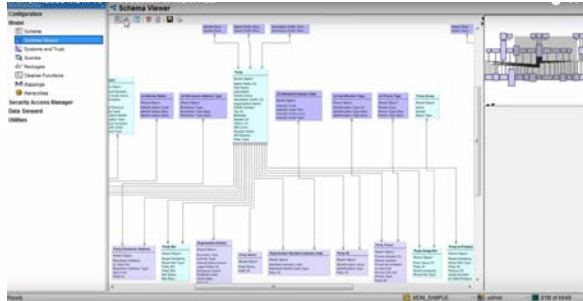
# The Informatica Solution

## Enforce Role-Based MDM Governance with AVOS+OOTB Reports

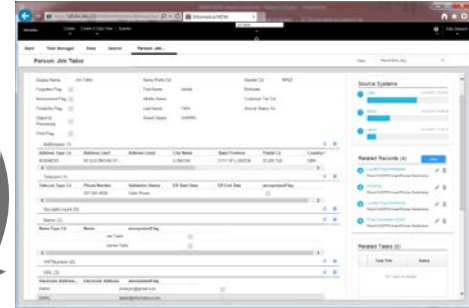
❖ HUB Console



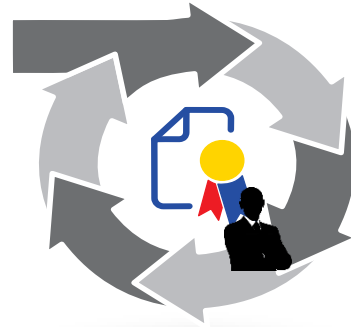
Data Modeler/  
Architect



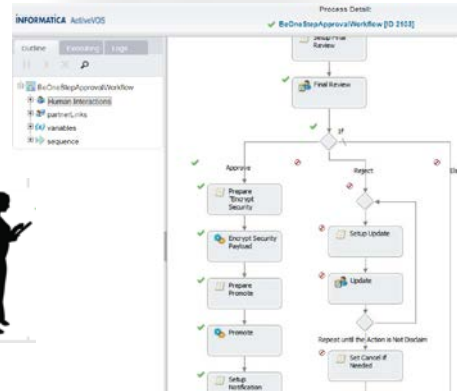
❖ Customer 360 -  
UI



Customer Steward



BU Owners &  
Approvers (Collab)



❖ ActiveVOS - BPM

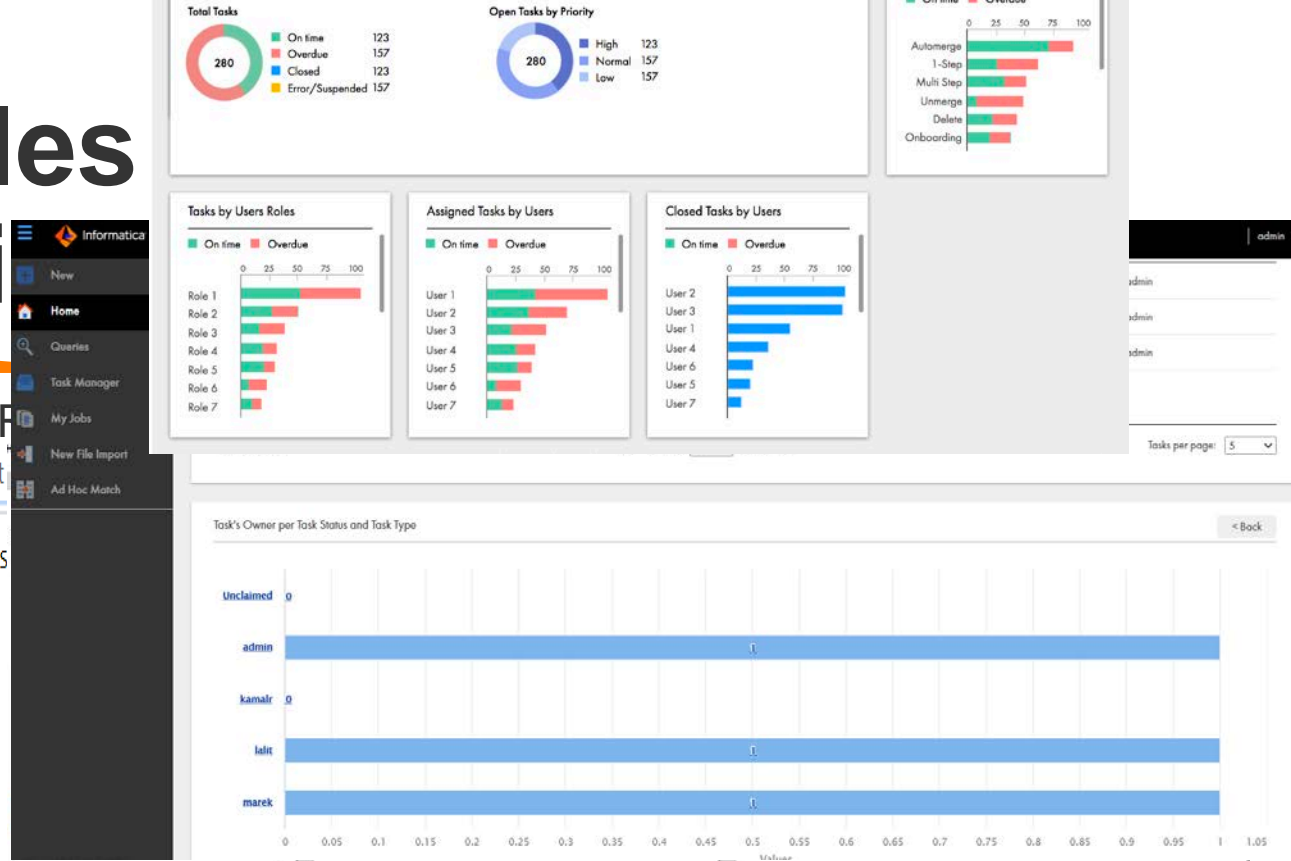
# OOTB-Roles participation

- 1. MDM Implementor : F customization

"status": "COMPLETED\_SUCCESS"

- 2. Data Steward : chart

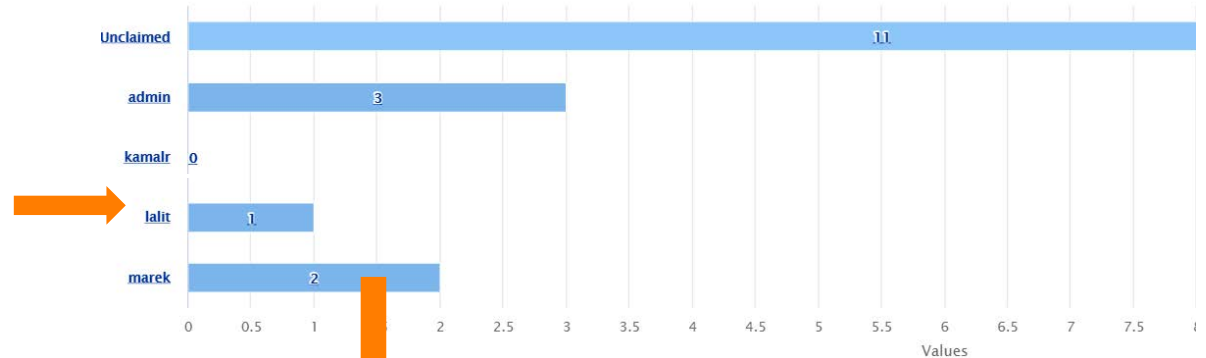
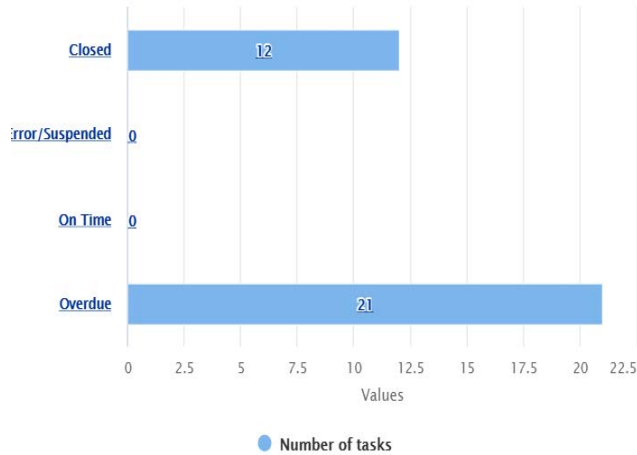
- 3. Business User : Access chart dashboards through E360



# Measure Workflow KPI's

Task's Owner per Task Status and Task Type

Task Status/Type Report



**Task Manager**

My Assigned Tasks (3) | My Closed Tasks (8) | Available Tasks (18) | All Assigned Tasks (6) | All Closed Tasks (12) | All Tasks (36) | Tasks Created by Me (11)

**My Assigned Tasks (3)**

- ☐ Review changes in Person  
Type : Final Review  
Due by 2020-04-09  
Priority : NORMAL  
Owner : admin  
ID : urn:b4p2:9913  
Submitted by Jalit on 2020-04-02
- ☐ Review changes in Person  
Type : Final Review  
Due by 2020-12-08  
Priority : NORMAL  
Owner : admin  
ID : urn:b4p2:9235  
Submitted by Jalit on 2020-12-01
- ☐ Review changes in Person  
Type : Final Review  
Due by 2020-31-07  
Priority : NORMAL  
Owner : admin  
ID : urn:b4p2:7598  
Submitted by admin on 2020-31-30

**Review changes in Person (Task ID: urn:b4p2:9913)**

Submitted by Jalit on 2020-04-02 | [Task Details](#)  
Due by 2020-04-09

**Record Details** | Comments

**Quickly scroll to:**

- Person
- Emails
- PhoneNumbers
- Addresses
- Person Details

**Overview**

Party Type:	Person	Middle Name:	Process dialog
Last Name:		Birthdate:	N
Display Name:	Mr: 12	First Name:	Mr: 12

**Emails (3)** | **PhoneNumbers (0)** | **Addresses (0)**



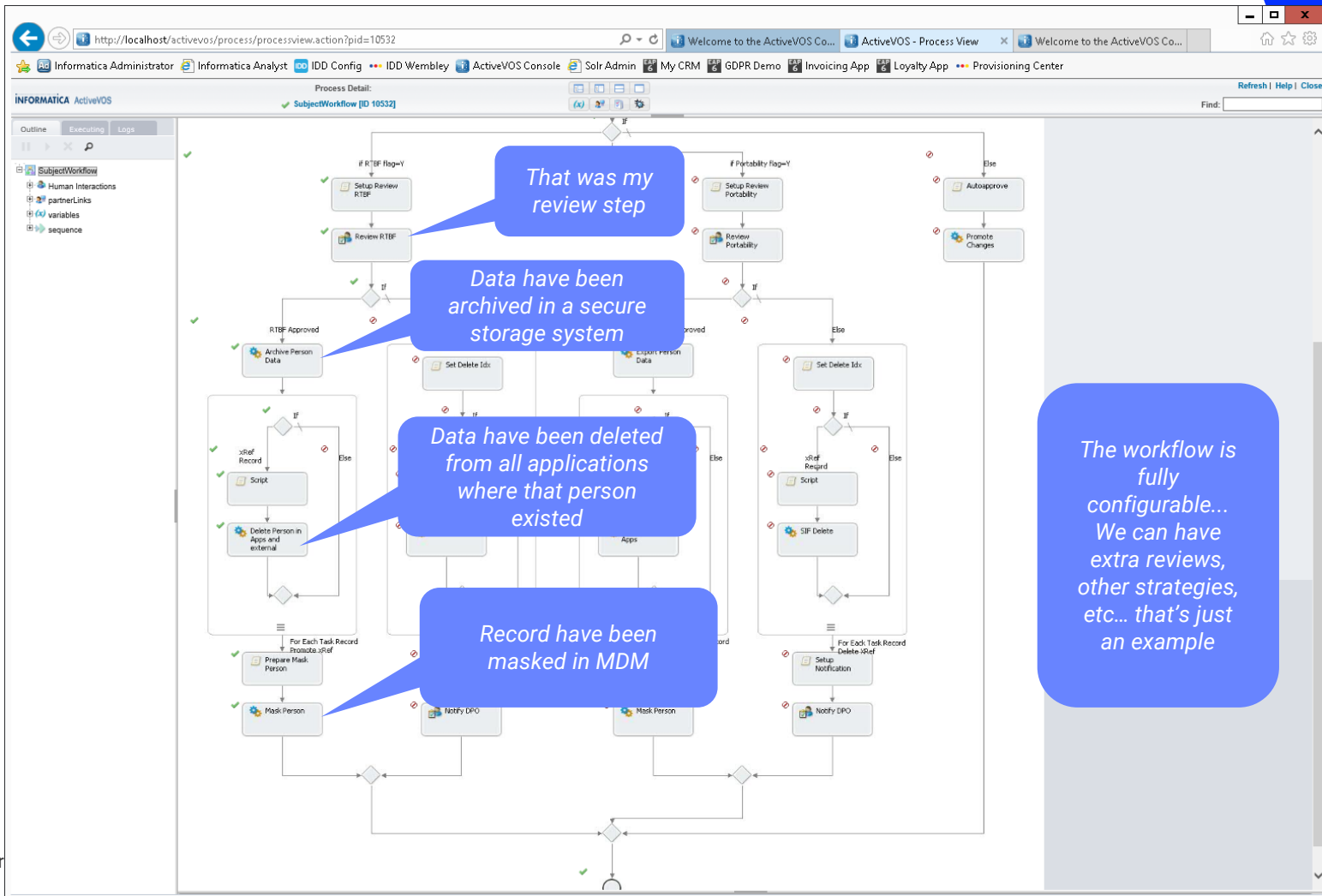
# DEMO

(MDM+AVOS+Charts/Reports)



Informatica™

That is the view of the workflow that have been executed.

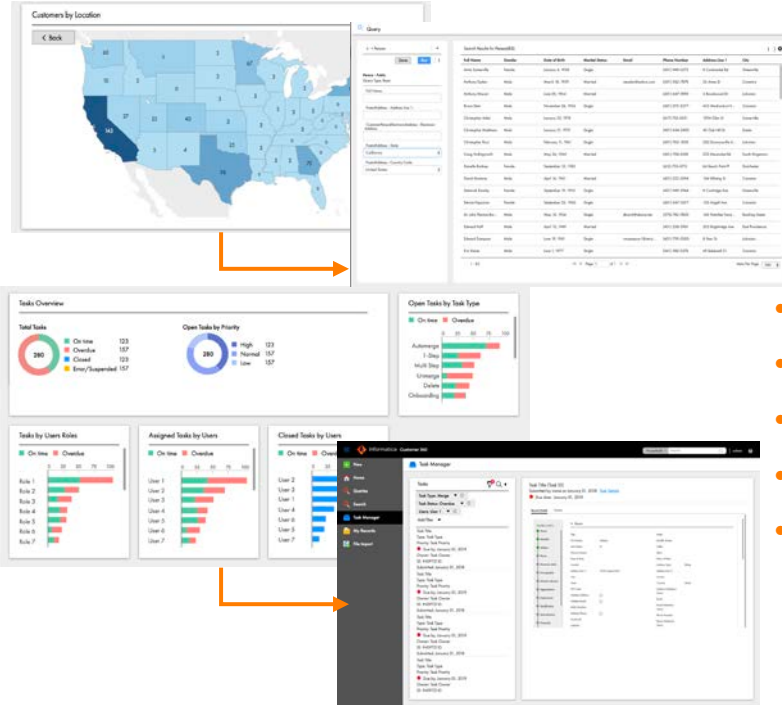


# OOTB Reports & Charts With Drill Down Capability

Update to existing Charts

Additional Geo charts

Drill down Capabilities



Analyze and Act on data faster

- Nine out of box charts provided
- Measure approval workflow KPI
- Aggregation and Drilldowns
- Search, Queries, Filters
- Full Configuration: Types, Colors

## Chart Settings

Source Data

Chart Editor

Select source data for the chart, and then filter or group the data to select

Source Data:

Task Status/Type Report

X-Axis

Task Status

Overdue

Overdue

Overdue

Select

Business Entities by Source Systems

Business Entity On-boarding Time Service

Task Status/User's Roles

Closed Tasks By Users

Business Entity Growth Trend Report

Task Status/Task's Owner Report

Task Priority/Type Report

Task Status/Type Report

## REST APIs to Manage Reports

We have endpoints for each report, GET request to generate data for each report by appending report id at the last

–GET: `http://{{hostname}}:{{port}}/cmx/report/{{orsId}}/data/collect/{{REPORT_ID}}`

Report ID	Report	Description
MDM.RPT.1	Tasks Overview by Status	Displays the total number of tasks and breaks down the tasks by status. You can drill down to users assigned for each task status.
MDM.RPT.2	Task Overview by Priority	Displays the total number of tasks and breaks down the tasks by priority. You can drill down to users assigned for each task priority.
MDM.RPT.4	Business Entities Added by Year	Displays the number of records added for each business entity type and breaks down the records by year.
MDM.RPT.5	Customer Onboarding Time	Displays how long it took to qualify records.
MDM.RPT.6	Business Entities by Source Systems	Displays the total number of records for each business entity type that comes from each source system. The detailed report breaks down the records for each pair of business entity type and source system by year.
MDM.RPT.7	Assigned Tasks by Users	Displays the total number of tasks assigned to each user.
MDM.RPT.8	Open Tasks by User Roles	Displays the total number of tasks that are open by user roles.
MDM.RPT.10	Closed Tasks by Users	Displays the total number of tasks that are closed by each user.

## Out of the box reports

- **Business specific intricate scenarios reporting**
- configure custom reports to collect other information about your master data.

Finally

MDM without governance is just integration project - [Andrew White](#)



# Questions?



Speaker: KAMAL ABROL

Q/A Panel: Dilip Yeluguri

Customer Success Technologist

A long-exposure photograph of a city street at night. The image shows multiple lanes of traffic with light trails from cars in shades of white, yellow, and red. In the background, several tall skyscrapers are illuminated, including the Shanghai Tower. The sky is a deep blue. The right side of the image is overlaid with a large orange triangle.

# Thank You!

• Customer Success Technologist

---

# References

- <https://docs.informatica.com/master-data-management/multidomain-mdm/10-4-hotfix-2/business-entity-services-guide/appendix-c--using-rest-apis-to-manage-reports/out-of-the-box-reports/managing-the-out-of-the-box-reports.html>
- <https://www.intricity.com/>
- <https://network.informatica.com/videos/3289>