


DPM & EDC Interop

Ramesh Swaminathan



Housekeeping Tips



- Today's Webinar is scheduled for **1 hour**
- The session will include a webcast and then your questions will be answered live at the end of the presentation
- All dial-in participants will be muted to enable the speakers to present without interruption
- Questions can be submitted to "All Panelists" via the **Q&A option** and we will respond at the end of the presentation
- The webinar is **being recorded** and will be available to view on our **INFASupport YouTube channel** and **Success Portal**. The link will be emailed as well.
- Please take time to complete the **post-webinar survey** and provide your feedback and suggestions for upcoming topics.

Feature Rich Success Portal



Bootstrap trial and
POC Customers



Enriched Customer
Onboarding
experience



Product Learning
Paths and Weekly
Expert Sessions



Informatica
Concierge with
Chatbot integrations



Tailored training and
content
recommendations

More Information



Success Portal

<https://success.informatica.com>




Communities & Support

<https://network.informatica.com>



Documentation

<https://docs.informatica.com>



University

<https://www.informatica.com/in/services-and-training/informatica-university.html>

Safe Harbor

The information being provided today is for informational purposes only. The development, release, and timing of any Informatica product or functionality described today remain at the sole discretion of Informatica and should not be relied upon in making a purchasing decision.

Statements made today are based on currently available information, which is subject to change. Such statements should not be relied upon as a representation, warranty or commitment to deliver specific products or functionality in the future.


Agenda



BUSINESS USE CASE AND
VALUE OF INTEGRATION



INTEGRATION POINTS &
SETUP



INTEGRATION DEMO

Data Privacy is a Journey—What is your maturity?

Data Privacy Management

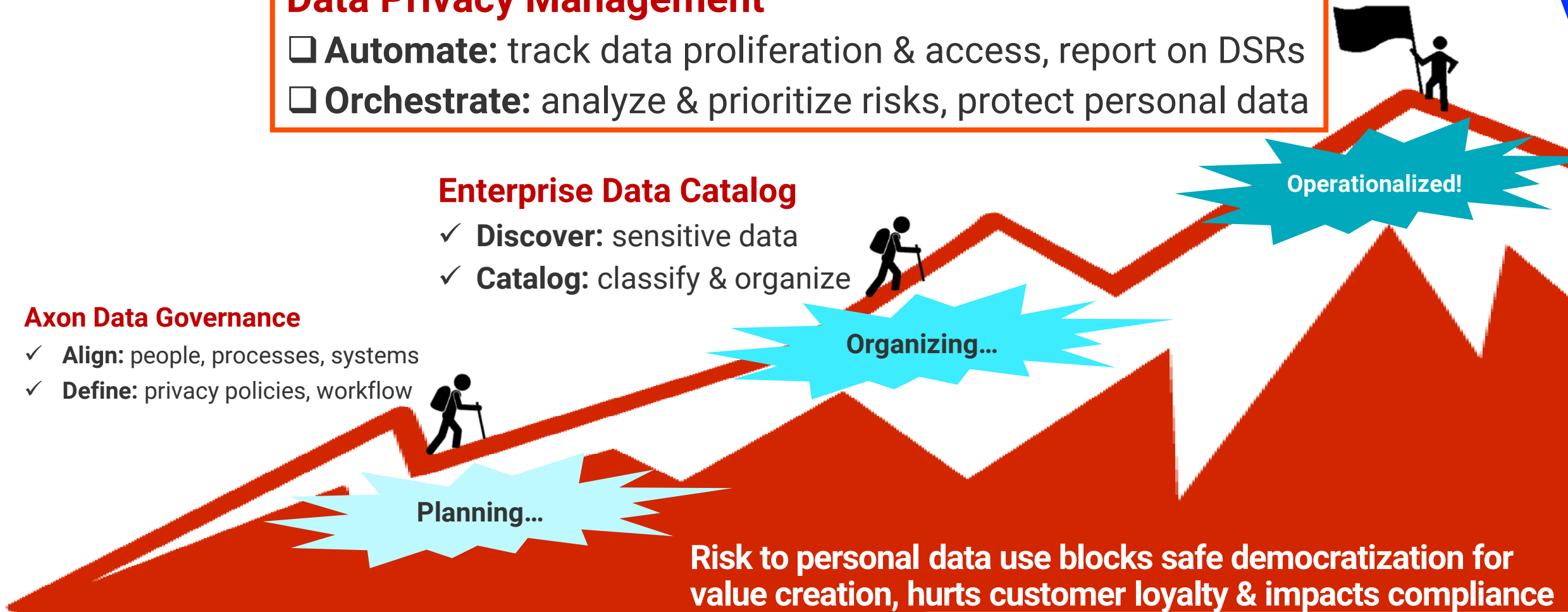
- ❑ **Automate:** track data proliferation & access, report on DSRs
- ❑ **Orchestrate:** analyze & prioritize risks, protect personal data

Enterprise Data Catalog

- ✓ **Discover:** sensitive data
- ✓ **Catalog:** classify & organize

Axon Data Governance

- ✓ **Align:** people, processes, systems
- ✓ **Define:** privacy policies, workflow



The Only Integrated Data Privacy Governance Platform

Integrated, Automated Robust Tools Enabling Self-Service & Data Steward Productivity



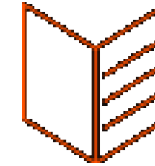
Data Governance
Axon Data Governance

- What data do we have?
- What does it mean?
- What is the quality?
- Where did it come from?
- What is an appropriate use?
- How do I access?
- Who can help me?



Business content of data, define processes, policies,
Ownership/stewardship and enable non-technical consumer
The ability to understand and access data.


Automation



Catalog
Enterprise Data Catalog

Discover & classify what's
being defined. E.g. Schemas,
Tables, Columns, etc.

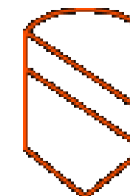
Operationalize



Quality
Informatica Data Quality

Measure data quality metrics
and scorecards

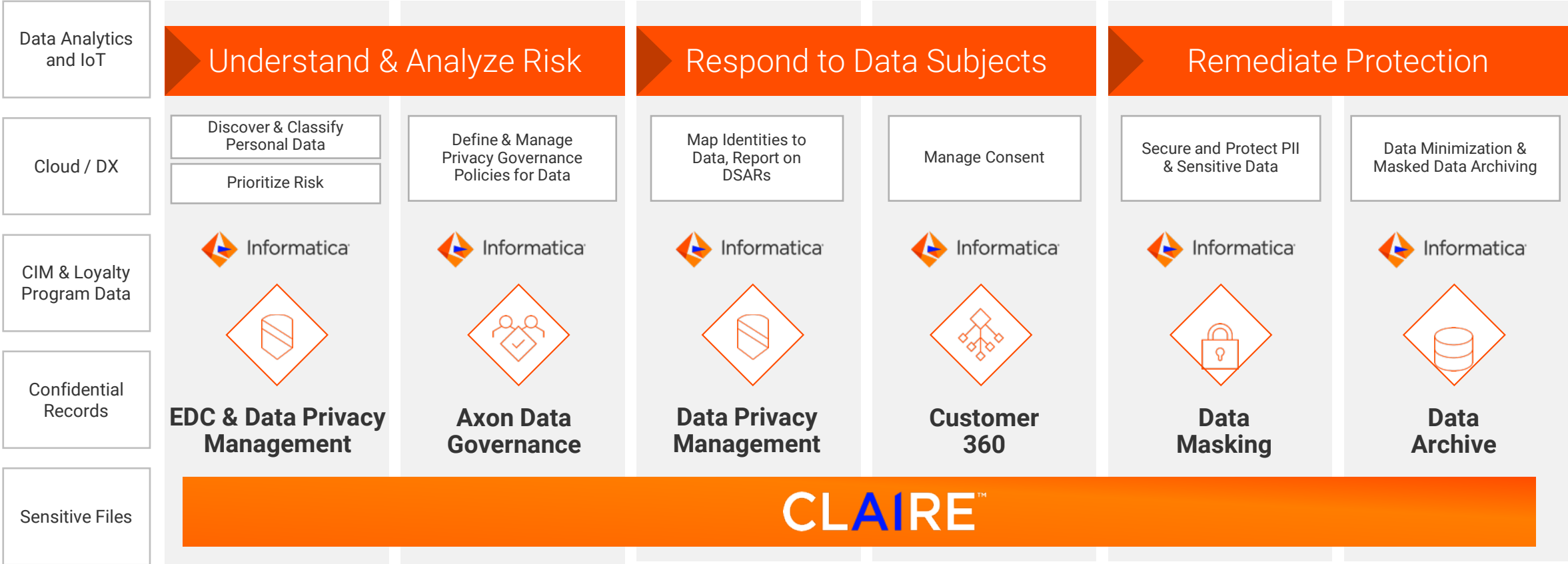
Enforcement



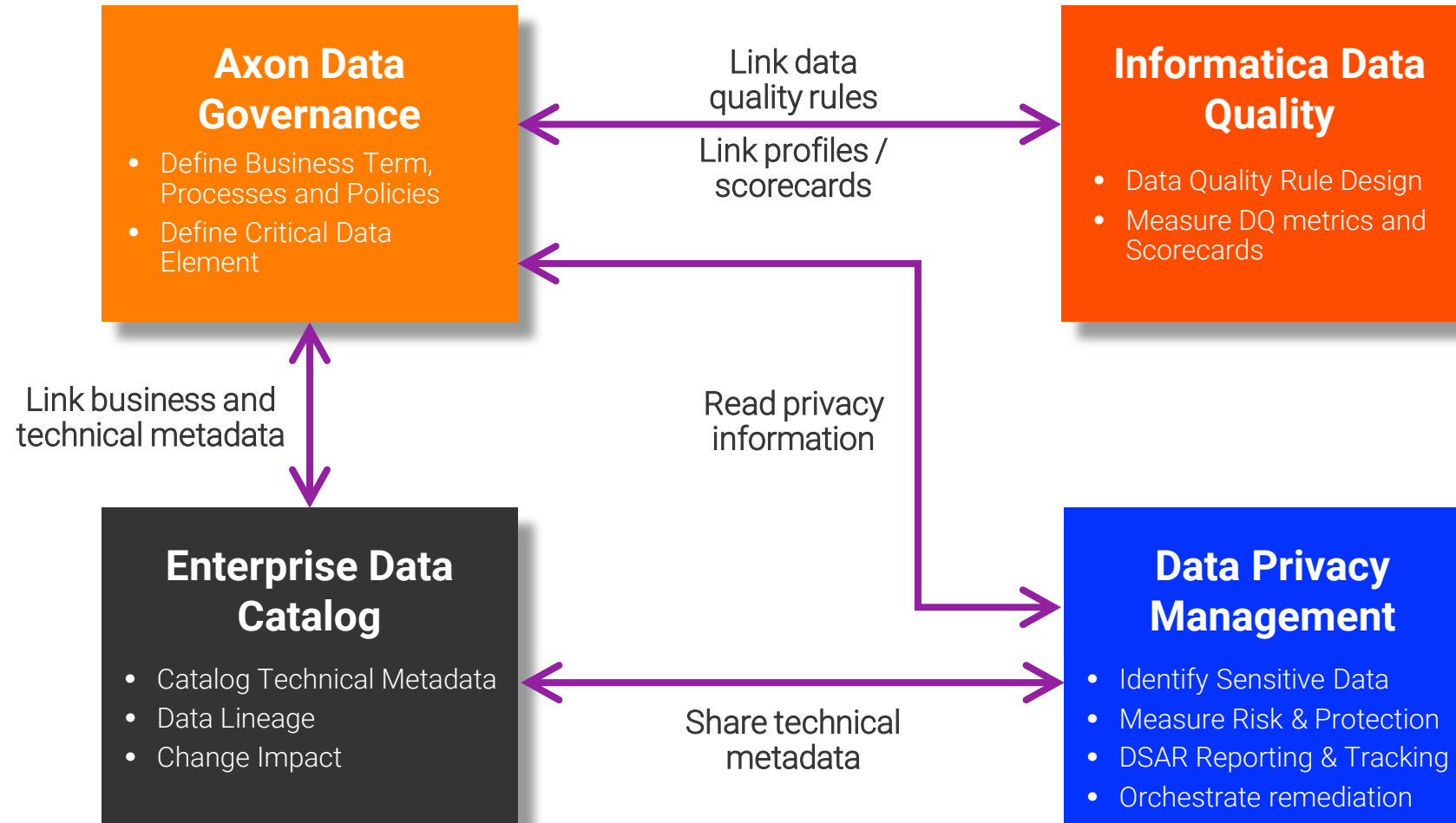
Privacy
Data Privacy Management

Enforce policies and measure
policy impact, report on risk
exposure, respond to privacy
requests, protect data, perform
breach analysis

Extend your Data Governance Solution for Privacy to Scale Out with a Consistent Platform Approach



Cross Product View



Metadata-driven intelligence from EDC to DPM

EDC Functionality	Common between DPM & EDC	DPM Functionality
Composite DD	Data Domain	Policy
DD Group	Data Store	DataStore Attributes:
OS Profiles	Locations	DS Group
Profile filter	EDR Connection	Tags
Cumulative	Curation	Dept
Priority	Hive : Row count	Data Owner
Similarity Profile	Source Metadata filter : 5.1	Security Group
Value frequency	Import Private/Public Synonyms	Row Count: for all the DataStore types
Composite discovery	Case sensitive	Secure JDBC parameter
BG term association	MD filter	CyberArk
Import Stored proc	Domain Connection setting : Custom	BL/WL
Import system objects	Profiling	Trump rule
Domain Connection setting : Global	Sampling	DLINK DD
"Custom" sample (Random or First N rows)	Incremental profiling (Need to check same API is used or not)	Merge DS
Random Percentage based sampling too	Conformance	EXCLUDE LIST
Track Data Source Changes	Exclude null	INCLUDE LIST
	Match criteria	SKIPLIST
	User Override	DD_IMPORT
	Data Domain Discovery	Polling
	Scheduler	DD_AUTO_SYNC
	Job monitor	SCAN_MISSING_DD
		IMPORT_CATALOG_RESOURCE
		Connect string

Installation of DPM on EDC

- DPM can be installed on an existing EDC install
- DPM and EDC can be installed together as part of the installer
- It is recommended to have EDC & DPM running together
- If you have a Subject registry Usecase, it is recommended to install EDC & DPM with the External cluster option

```
*****
Component Selection - Step 1A of 16
*****
[ Type 'back' to go to the previous panel or 'help' to check the help contents for this panel or 'quit' to cancel the installation at any time. ]

Select one of the following installation options for version 10.4.1:
* 1->Install and configure Informatica domain services. You can install:
  -Only traditional products such as PowerCenter and Informatica Data Quality
  -Only the Data Engineering products for Integration, Quality, and Streaming
  -Traditional products and the aforementioned Data Engineering products

Test Data Management is installed with both traditional and Data Engineering products.

Select this option to install version 10.4.1 domain services and the application service binaries to support Data Engineering Integration and Data Engineering Streaming.
2->Install and configure Enterprise Data Catalog. You can install:
-Enterprise Data Catalog binaries in an existing domain. After you install the binaries, you can run the installer again to configure the services.
  -Data Engineering products and Enterprise Data Catalog
3->Install and configure Enterprise Data Preparation. You can install:
-Only Enterprise Data Preparation binaries in an existing domain with Enterprise Data Catalog. After you install the binaries, you can run the installer again to configure the services.
-Enterprise Data Catalog and Enterprise Data Preparation binaries in an existing domain. After you install the binaries, you can run the installer again to configure the services.
4->Install and configure Data Privacy Management. You can install:
  -Data Privacy Management in an existing domain with Enterprise Data Catalog.
  -Data Engineering products, Enterprise Data Catalog, and Data Privacy Management.
(Default: 1):4

Is Enterprise Data Catalog already installed on the current node?
* 1->No
  2->Yes
(Default: 1):1
```

Accelerate Privacy Time to Value with Catalog Integration

Informatica Enterprise Data Catalog and ServiceNow CMDB integration with DPM

Import data stores and scan results from EDC

Highlight policy gaps for incremental scans

OnDemand Sync

Import from Catalog Import Cancel

Select Catalog Resources and apply the Classification Policies to Import.

Classification Policies : 4 Items Selected (0)

☐ Execute row count

☒ Automatically update on incremental scans

Select Catalog Resources*

Display: Missing Data Stores

0 Selected

51 Available

Name ▲	Description	Type	Last Scanned
BDE_db2_conn	-	IBM DB2	-
SystemLocations	Internal system job that imports locations in the...	System Location	3/14/2018, 3:03:29 AM
Hive1	-	Hive	-
Salesforce1	-	Salesforce	-
OracleProd	-	Oracle	-
OracleTest	-	Oracle	-
DomainUsers	Domain User resource created by system.	Informatica Domain User	3/14/2018, 6:46:10 PM
DataDomainPropagation	Internal system job that propagates data domai...	Data Domain Propagation	3/15/2018, 9:12:38 AM
DataDomain	Internal system job that synchronizes data dom...	Data Domain	3/15/2018, 9:27:39 AM
SFDC	-	Salesforce	-
ICS_001EWR_Salesforce1	-	Salesforce	-

Import Resources from EDC into DPM

Steps to import

- Select *Manage > Datastore > Action > Import Catalog Resource*.

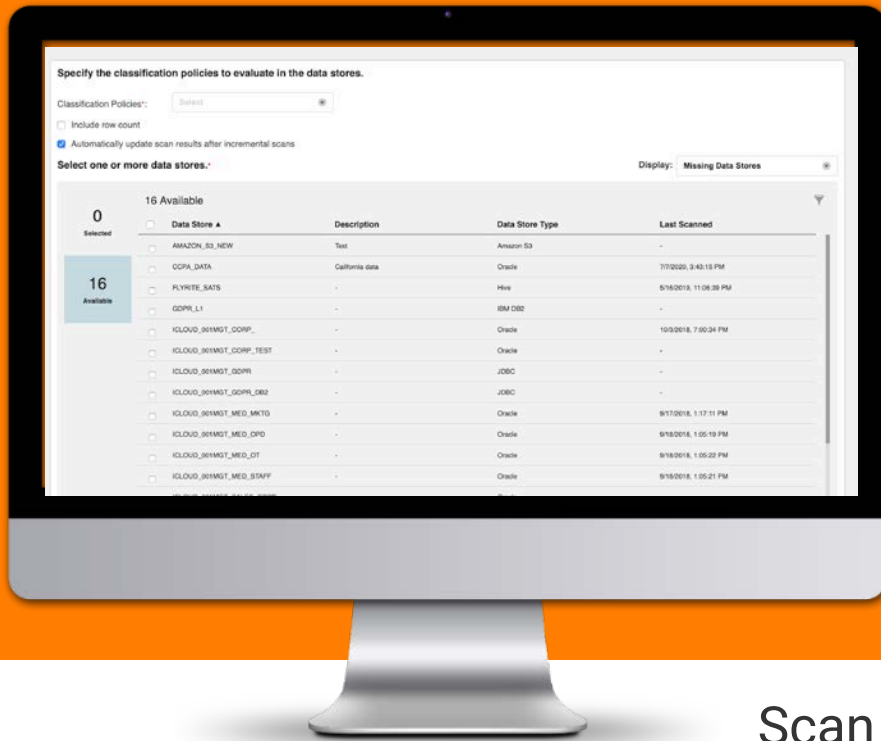
- During Importing, select the following option :

Include Row Count (For the S@S Impressions and Risk Scores).

Automatically Update Scan results after incremental Scans.

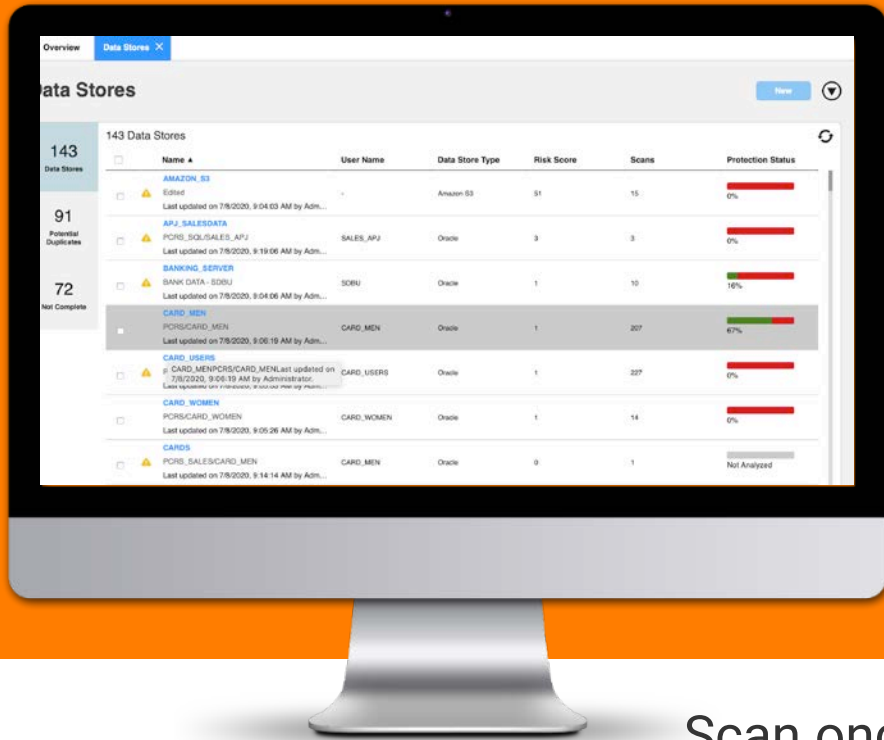
Provide the necessary Classification policy which contains the Datadomains which you have selected in the EDC Scan.

- Import the Connection and if you have previously executed the Scan in EDC then the latest results will get automatically get updated.
- If you execute the incremental scan on EDC, S@S will trigger a Sync Catalog Job which will update the result of the EDC.



Scan once and use across catalog, security & privacy use cases

Resources Created in DPM with EDC



Steps to display DPM data sources in EDC

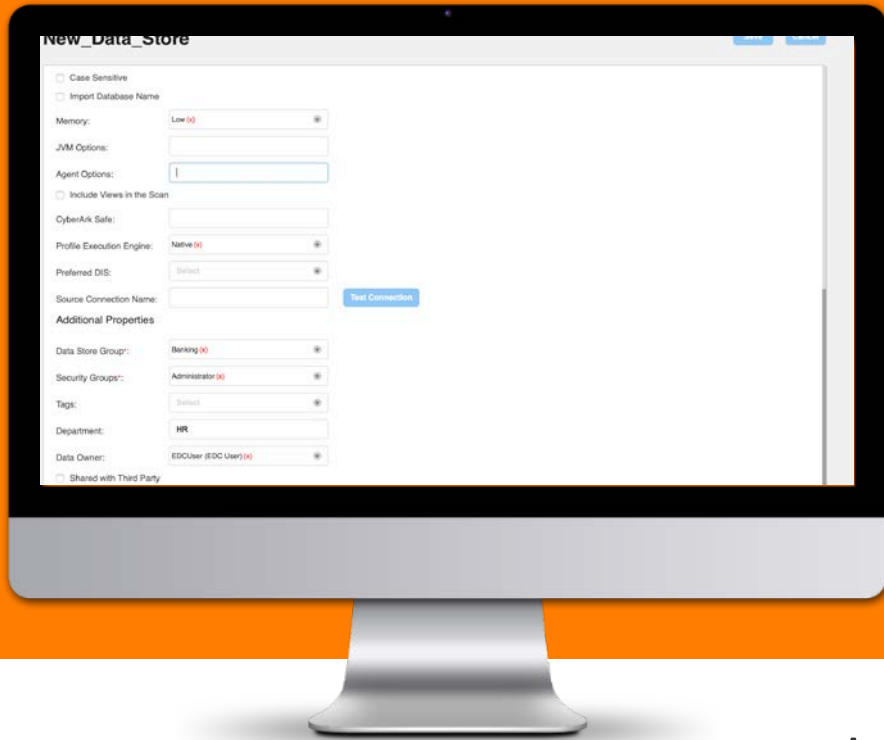
After creating a Datastore in DPM, if the scan is executed, DPM will create the Resource in EDC automatically.

If you re-execute the Resource directly in DPM and if there are any changes in the scan result, then in DPM GUI > Datastore will have a Yellow '!' Icon.

- Select the *Datastore* > *Trigger* > Import Result from the Enterprise Data Catalog Option
- This will trigger a Sync job, which will update the results in DPM.

Scan once and use across catalog, security & privacy use cases

Auto Sync Scan Results between EDC & DPM



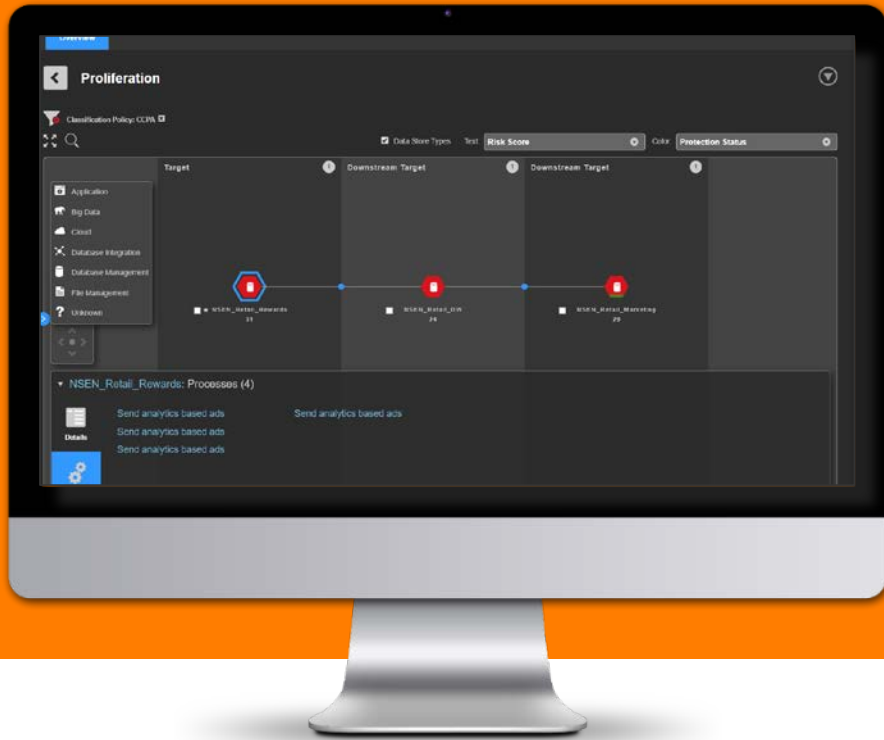
Sync results between DPM & EDC automatically

Enable this options during Data store creation in DPM

Will run regular jobs to sync such that results are always in sync

Automated sync of scan results between EDC & DPM

Data Privacy Management – Lineage from EDC



Auto import of lineage into DPM

- DPM imports lineage information from EDC during scans
- Displays proliferation of sensitive data across resources
- Displays protection status of proliferated sensitive fields
- Displays process related information from AXON

Automated display of proliferation & process information for sensitive data

Demonstration



Define

Discover

Automate

Questions ?

Thank You!

