


What's New in Axon Data Governance 7.3.x?

- Pradeep GN, Senior Product Manager

Housekeeping Tips



- Today's Webinar is scheduled for **1 hour**
- The session will include a webcast and then your questions will be answered live at the end of the presentation
- All dial-in participants will be muted to enable the speakers to present without interruption
- Questions can be submitted to "All Panelists" via the **Q&A option** and we will respond at the end of the presentation
- The webinar is **being recorded** and will be available on our **INFASupport YouTube channel** and **Success Portal** - where you can download the **slide deck** for the presentation. The link to the recording will be emailed as well.
- Please take time to complete the **post-webinar survey** and provide your feedback and suggestions for upcoming topics.

Feature Rich Success Portal



Bootstrap trial and
POC Customers



Enriched Customer
Onboarding
experience



Product Learning
Paths and Weekly
Expert Sessions



Informatica
Concierge




Tailored training and
content
recommendations

More Information



Success Portal

<https://success.informatica.com>



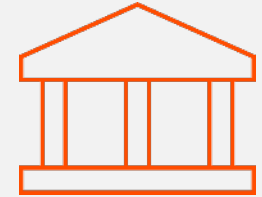
Communities & Support

<https://network.informatica.com>



Documentation

<https://docs.informatica.com>



University

<https://www.informatica.com/in/services-and-training/informatica-university.html>

Safe Harbor

The information being provided today is for informational purposes only. The development, release, and timing of any Informatica product or functionality described today remain at the sole discretion of Informatica and should not be relied upon in making a purchasing decision.

Statements made today are based on currently available information, which is subject to change. Such statements should not be relied upon as a representation, warranty or commitment to deliver specific products or functionality in the future.

Axon Data Governance Release Timeline



- Note:
 - HF – Releases are major release with Upgrade and full installer
 - SP - Releases are minor release without upgrade option and will be like EBF installation
 - No Schema/Model changes in SP release

Axon Governance Focus Areas

1

Customer Imperatives

Focus on **critical customer features** for continued governance success and expansion

2

Core and Extended Features

Extend and **complete** existing Axon features including Unison, Workflows and Dashboards

3

Product Usability

Continue to enhance capability with usability as the focus

4

Cross Product Integrations

Ensure smooth, **end-to-end** cross product experiences with EDC, DPM and DQ

Axon Data Governance Delivery Roadmap Detail



Engaging



Integrated



Outcomes

Axon 7.3.0 (June 2022)	<ul style="list-style-type: none"> • Improve Duplicate Detection • Configurable Notifications • Externalization and Language support • Audit history for technical asset association 	<ul style="list-style-type: none"> • DQ Automation Support: Snowflake, Azure DWH • EDC – Axon Source support: New Salesforce V2 	<ul style="list-style-type: none"> • Additional Usage Statistics • ITSM Integration with Cloud Jira • Kubernetes enhancements • Stride towards Accessibility Compliance 	Released
Axon 7.3.0.1 (Sept 2022)	<ul style="list-style-type: none"> • Email Notification improvements • Change request and Workflow improvements • Duplicate Relationships detection • Capability to tag other Axon objects 	<ul style="list-style-type: none"> • Axon-EDC performance improvement • EDC – Axon Source support: Amazon S3 V2, ADLS Gen 2 V2, Tibco Spotfire 	<ul style="list-style-type: none"> • Bulk migration enhancements • Default change request for Admin / Super Admin changes • Accessibility Compliance Contd 	Released
Axon 7.3.1 (Jan 2023)	<ul style="list-style-type: none"> • Improvements to Unison Search - Sorting • System level control for Automated DQ Rules • Facet Relationship improvements 	<ul style="list-style-type: none"> • Axon-EDC Integration enhancements for onboarded assets – Update and delete • Axon-DQ Integration Support for Profile on Customized Data Object 	<ul style="list-style-type: none"> • Auto assignment of Workflow for Manual Change request • Session timeout pop-up message • Accessibility Compliance (WCAG 2.1 AA) Standards Contd. 	Released

* Additional EDC Resources and DQ Automation Sources targeted for every release

Axon 7.3.0

Axon Data Governance 7.3.0 – Highlights at a glance



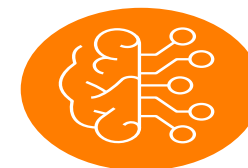
Engaging

- **Configurable Notifications for user actions on Change request and Workflows**
 - Helps to avoid additional notifications which can be noise for user actions to be performed
- **Improved duplicate detection for objects during create and edit**
- **Audit History for Technical asset association and Stakeholder updates**
- **Externalization and Language support**



Integrated

- **Axon – EDC Integration**
 - Additional resource – New Salesforce V2
 - Back-up of the links removed by daily sync job - referenceLink.sh
- **AXON-DQ Integration**
 - Support for Snowflake and Azure DWH sources for DQ Rule Automation



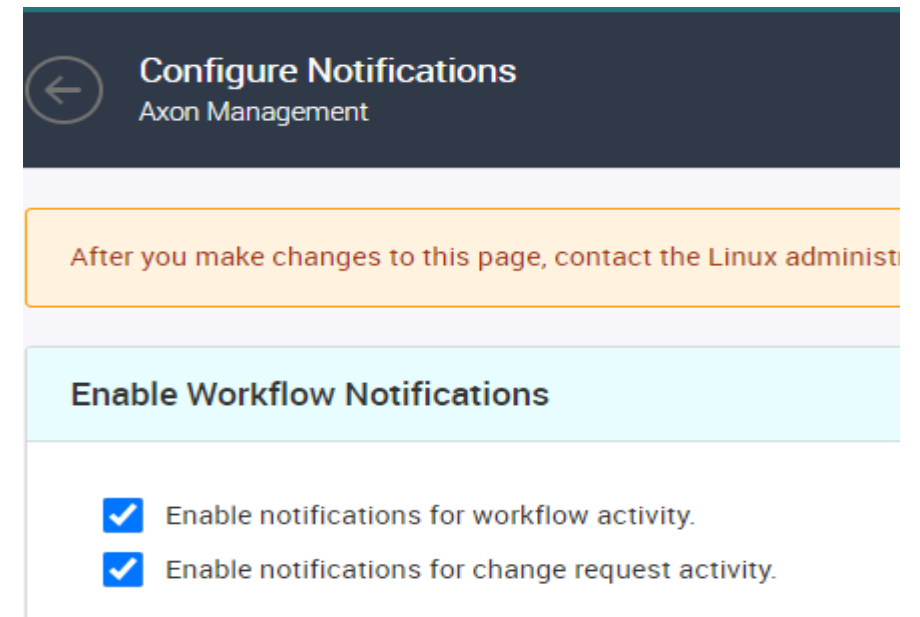
Outcomes

- **Trend and Usage Statistics**
 - New microservice – Event monitoring added
 - Usage statistics added for Search, User Behaviour and Change Request
- **Kubernetes enhancements**
 - Added clustering and Horizontal Auto scaling support
 - HA support for Kubernetes deployments
- **Integration with Cloud Jira**
 - Ability to create a bug or task type for the Project configured
- **Stride towards Accessibility compliance (WCAG 2.0) standards**

Configurable Notifications for user actions on Change request and Workflows

Workflow and CR notification for Action pending by Stakeholder

- All users listed as stakeholder receive notifications for each and every action performed in CR
- This adds lot of noise which do not need any action and can miss on the important notification to perform actions.
- We can restrict to include only basic necessary notifications.
- Its Admin Panel configuration to restrict at Application level
- Basic notifications which will be displayed
 - Change Request Created, Started and Completed
 - Workflow call to action
 - Mention in the comment



← Configure Notifications
Axon Management

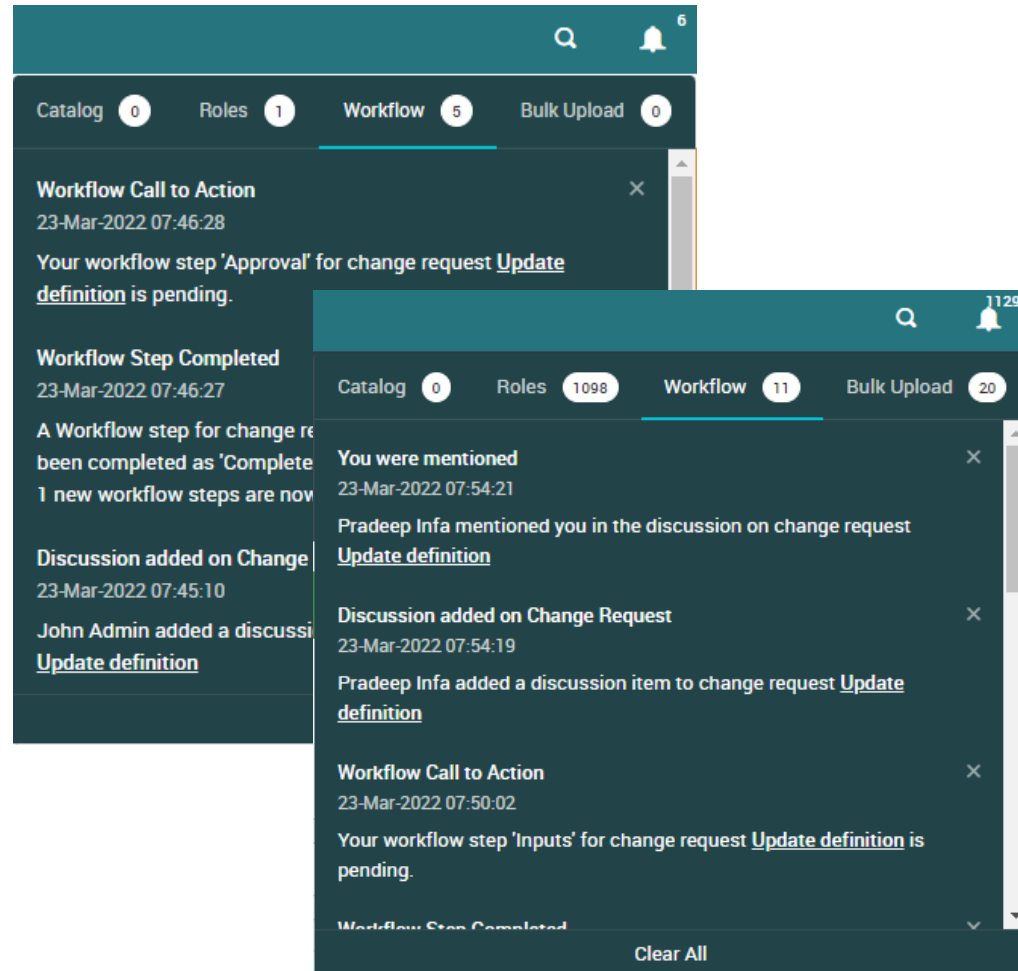
After you make changes to this page, contact the Linux administrator

Enable Workflow Notifications

☒ Enable notifications for workflow activity.

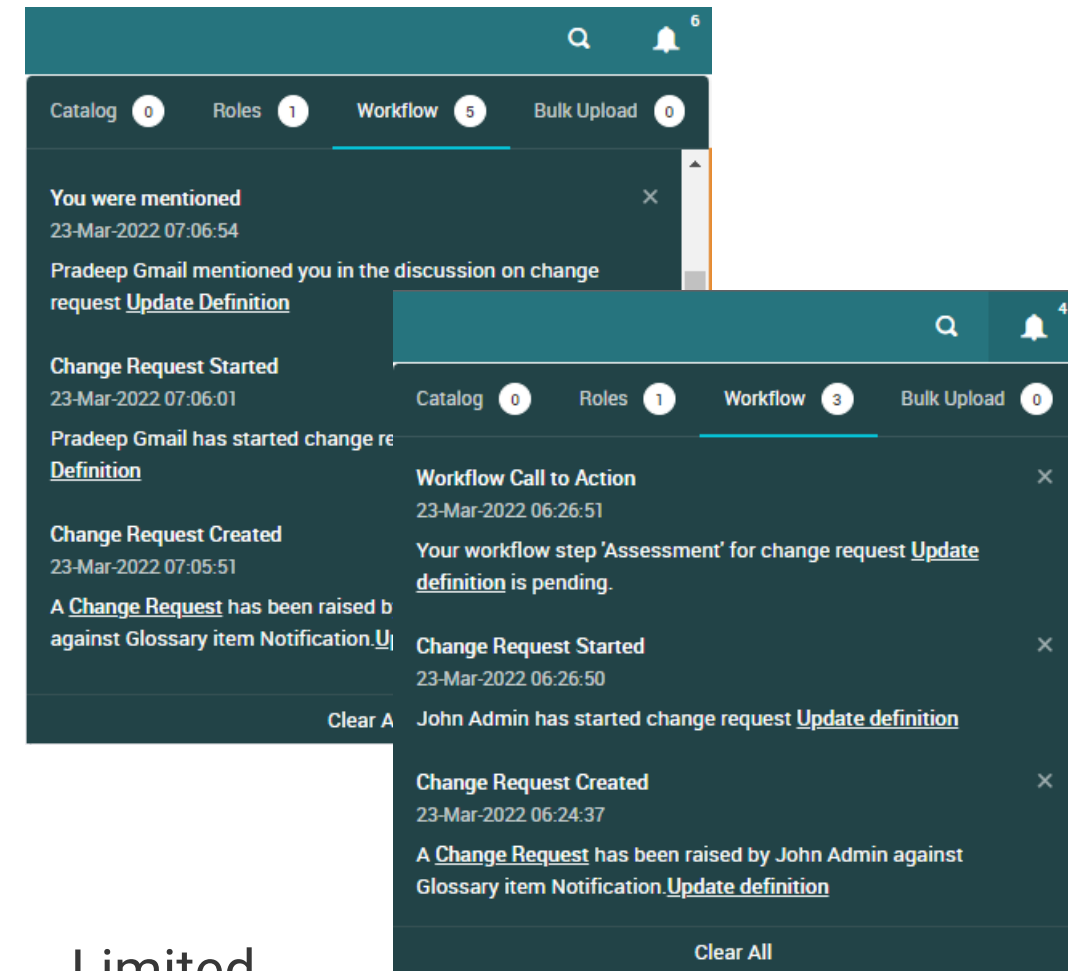
☒ Enable notifications for change request activity.

Notifications for Change Request and Workflow



All Notifications

© Informatica. Proprietary and Confidential.



Limited Notifications

Improved duplicate detection for
objects during create and edit

Duplicate detection using fuzzy match

- Considers Glossary alias for duplicate detection while Glossary objects create and edit
- Consistent with Bulk upload and UI pages for duplicate detection
- Warnings for fuzziness within the word and across the words

Ex: "Date of Birth" and "Birth Date" / "Colour" and "Color"

- Duplicate detection for objects irrespective of Parent and Child combination
- Supports UTF-8 Characters for duplicate detection

The screenshot shows the Informatica Data Governance user interface. At the top, a navigation bar includes the Informatica logo, 'Data Governance', 'Search', 'Maps', 'My Items', and 'Create'. A red warning banner at the top of the main content area states: 'One or more Glossaries with a similar or matching Name exist[Date Of Birth]. Do you still want to continue and create the object? Yes, continue Or Cancel'. Below this, the 'New Glossary' form is displayed. The form has a 'SUMMARY' tab selected. The 'DEFINITION' section contains three fields: 'Name' (with value 'Birth Date'), 'Parent Name' (with value 'Parent Name'), and 'Definition' (with value 'captures Date of Birth details'). The 'CLASSIFICATIONS' section on the right includes 'BASIC CLASSIFICATIONS' with 'Axon Status' set to 'Active' and 'Lifecycle' set to 'Approved'. Buttons for 'Save', 'Save & Close', and 'Close' are at the top right of the form.

Workflow and Change Request enhancements

Workflow and Change Request enhancements

- Stakeholders updated for an object during the Progress of a Workflow can perform Workflow Tasks
- Super Admin can unlock an object which is having Active Change request where a Stakeholder user status is set to Deleted.
- Changes to Review in Dataset for Attributes is consolidated to view at each Attribute level

The screenshot displays the 'Request For Change' interface. On the left, there are fields for 'Type:', 'Affected Item:', 'Analysis:', and 'Resolution:'. The 'Affected Item' is 'US_CUSTO'. The 'Analysis' and 'Resolution' fields show 'No analysis rec' and 'No resolution re' respectively. A modal window titled 'PHONE Change Details' is open, showing a table with the following data:

Field Name	Old Value	New Value
Business Logic		Personal Contact
Data Length	2120	120

The modal also indicates '2 records' and has a 'Close' button. In the background, a table titled 'CHANGES TO REVIEW' is visible, showing a list of changes with columns for 'Tab', 'Component', 'Field Name', 'Status', 'Updated By', and 'Details'.

Tab	Component	Field Name	Status	Updated By	Details
Attribute	Attribute	SHIPPING_STREET	Updated	Pradeep GN	Details
Attribute	Attribute	EMAIL	Updated	Pradeep GN	Details
Attribute	Attribute	PHONE	Updated	Pradeep GN	Details

The table indicates '3 records' at the bottom right.

Unison, Maps and Object History Improvements

Unison Improvements for Attributes

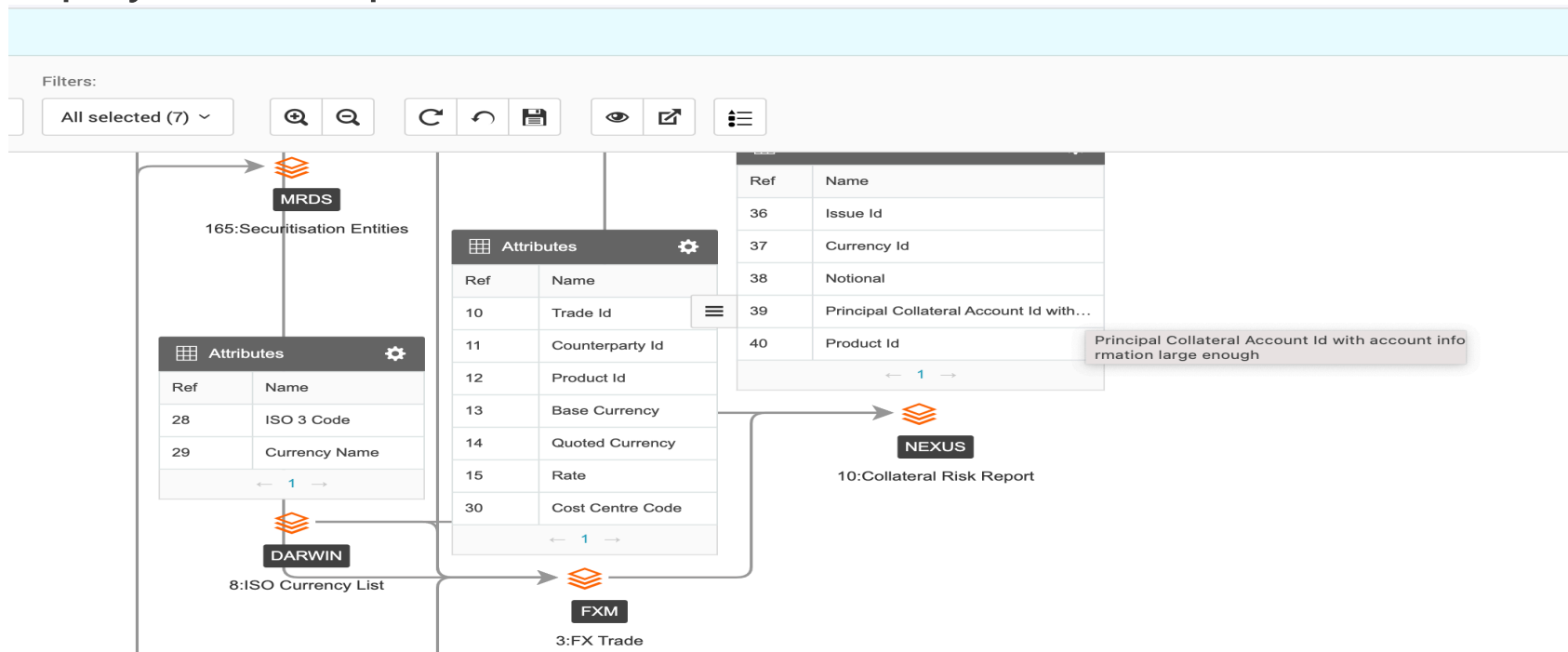
- Business Logic field of an Attribute is visible in Unison
- Unison filter supports to search Attributes using Business Logic

The screenshot displays the Informatica Data Governance Unison interface. The top navigation bar includes 'Data Governance', 'Search', 'Maps', 'My Items', and 'Create'. The main header shows 'FIND' with a search input, 'Attributes' (634 of 634), 'Filter', and 'Search' buttons. The left sidebar has tabs for 'DATA SETS' (117 of 117), 'ATTRIBUTES' (634 of 634), 'SYSTEM' (131 of 131), and 'GLOSSARY' (594 of 594). The main content area shows a list of attributes with columns: Ref., Name, Definition, System Short Name, and Business Logic. A filter menu is open over the list, showing '3 selected' filters: Name, DB Field Name, and Business Logic. The 'Business Logic' filter is highlighted. The attribute list includes items like 'Notional', 'Principal Collateral Account Id', 'Product Id', 'Cost Centre Code', and 'Cost Centre Name'.

Ref.	Name	Definition	System Short Name	Business Logic
38	Notional	Notional value or amount of shares	NEXUS	0~100デフォルト 10
39	Principal Collateral Account Id	Account Id of the principle	NEXUS	
40	Product Id	Identification of the product security reference in line with the global produc... [Show More]	NEXUS	
41	Cost Centre Code	Cost center Code	MRDS	
42	Cost Centre Name	Cost center Name	MRDS	


Maps Improvement

- System Interface is disabled by default and Map loads in compact mode to display most of the lineage
- Object names more than 30 characters are represented with three dots. On hover over, the tooltip displays the complete name



Object History Improvements


- Objects Audit history captures the Stakeholders additions, deletion and updates.
- Dataset and System objects Audit history captures the changes for Technical asset association


 **DS-286: US_CUSTORD_EDGE** [View Original](#) | Viewing Changes
Data Set in Orders | UNDER REVISION


Edit

SUMMARY ATTRIBUTES RELATIONSHIPS STAKEHOLDERS ENTERPRISE CATALOG VALUES DATA QUALITY IMPACT **HISTORY** CHANGE FOLLOW

HISTORY

From Date ^{*} 01-Jun-2022 

To Date ^{*} 16-Jun-2022 

 Compare

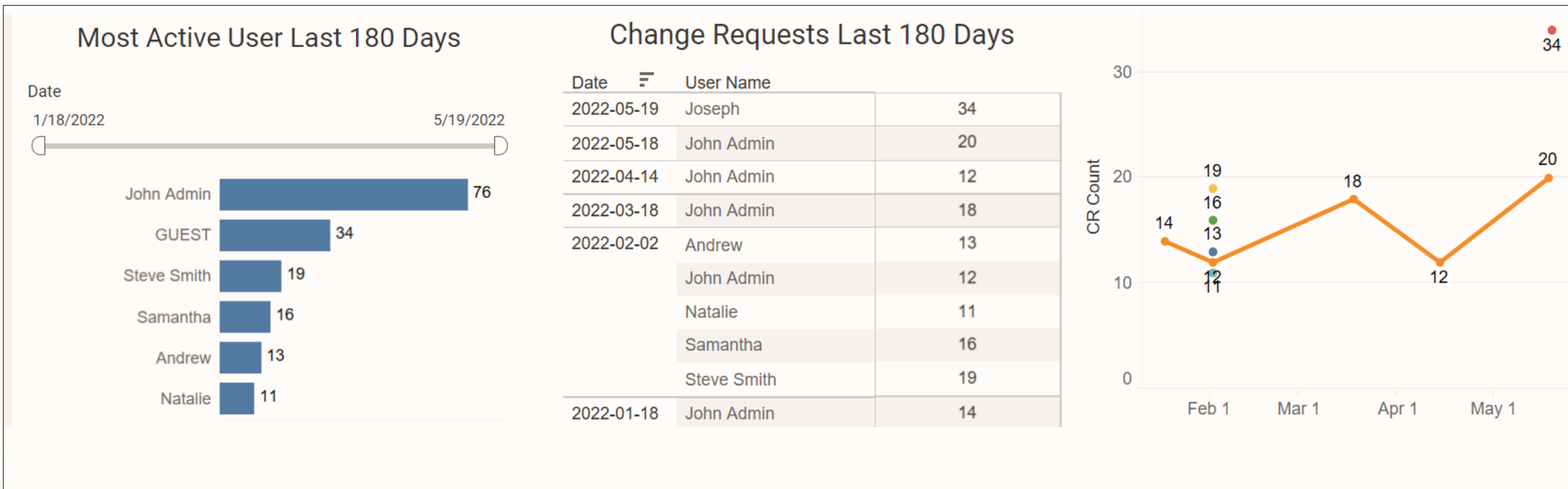
Object	Name	Update Type	Field	From	To	Author	Date
Enterprise Data Catalog Link	SHIPPING_STREET	Deleted	Field Name	SHIPPING_STREET		John Admin	16-Jun-2022 07:13:53
Stakeholders		Deleted	Name	John Admin		John Admin	16-Jun-2022 07:11:52
Stakeholders		Added	Role Status		Active	John Admin	16-Jun-2022 07:11:52
Stakeholders		Added	Role		Data Technical SME	John Admin	16-Jun-2022 07:11:52
Stakeholders		Added	Name		Ismael Pernas	John Admin	16-Jun-2022 07:11:52

Trend and Usage Statistics

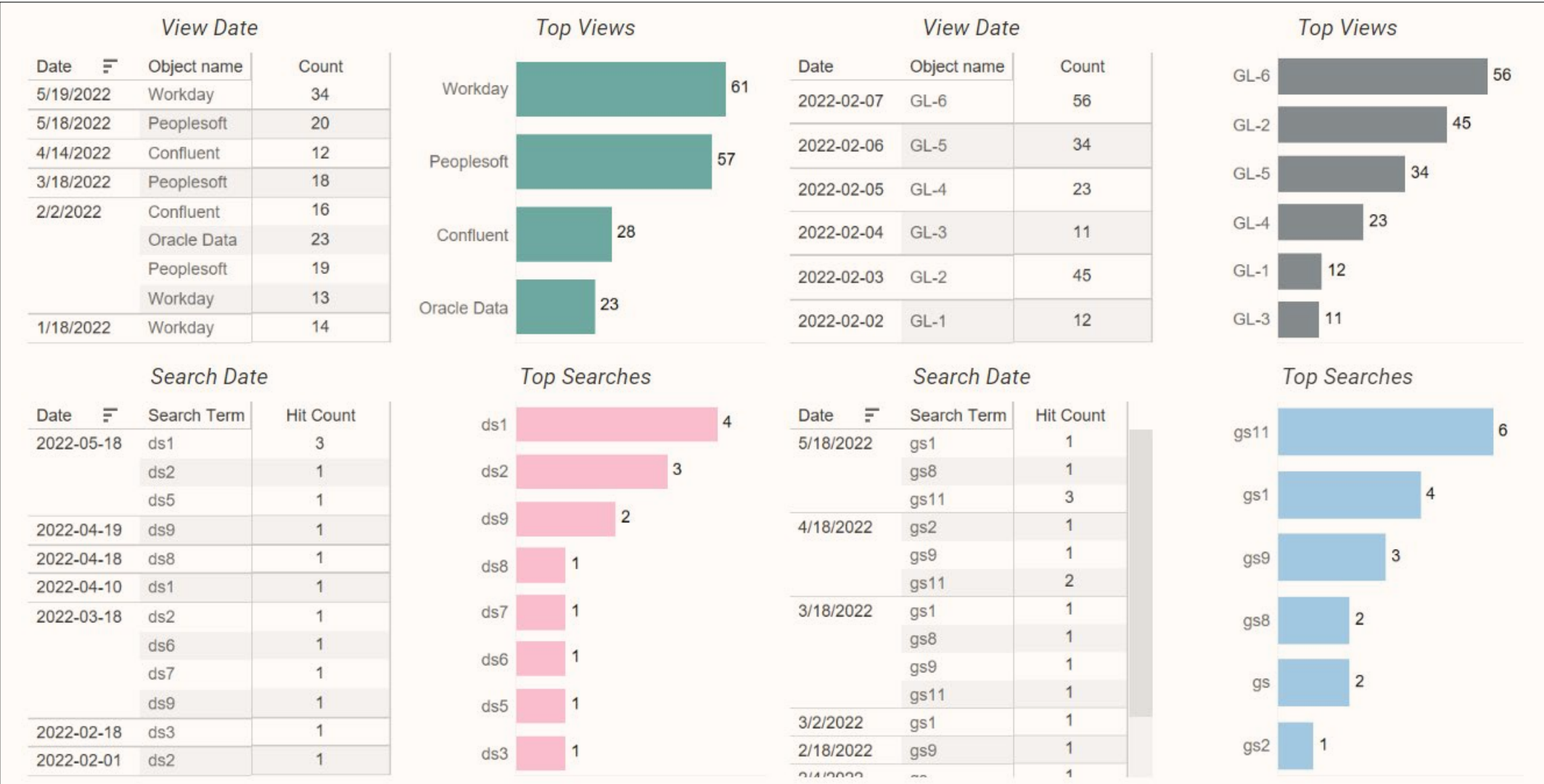
Trend and Usage Statistics

- New Microservice – Event Monitoring for Trend and Usage statistics added
- Sets a platform to add further Usage stats and Trends post Axon 7.3
- Following Application Usage statistics can be viewed
 - Number of searches in Unison for a facet over a period of time.
 - Frequently used keywords to search for objects in Unison over a period of time.
 - Most searched objects in Unison over a period of time.
 - Users who conducted the most searches in Unison over a period of time.
 - Number of quick searches over a period of time.
 - Most viewed object in a facet over a period of time.
 - Number of change requests created by a user over a period of time.
- User search events tracked from – Unison, Quick Search and Quick look plugin

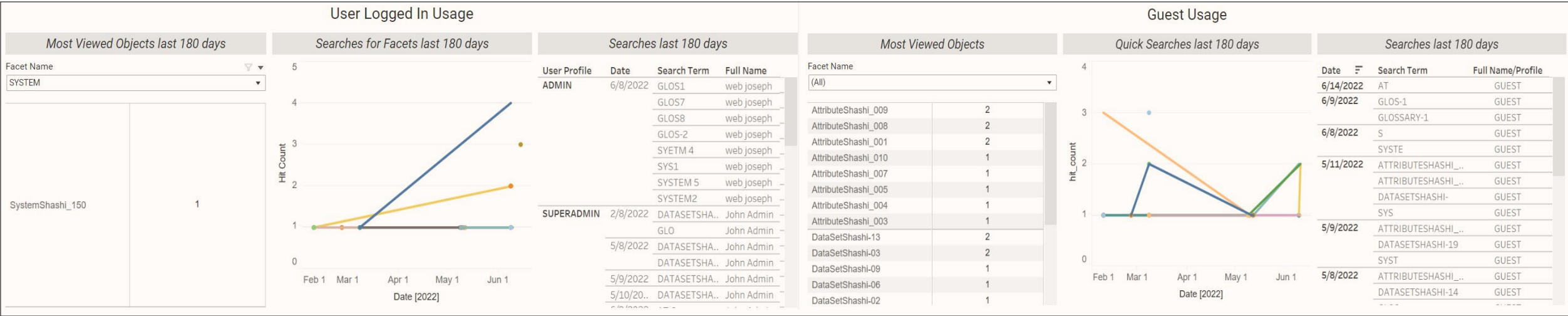
Sample Materialized Views and Visualizations (1/3)



Sample Materialized Views and Visualizations (2/3)



Sample Materialized Views and Visualizations (3/3)



Integration with Cloud Jira

Integration with Cloud Jira

- Support for cloud instance of Jira as external change request system added
- Ability to create a bug or task type for the project configured in Jira

The screenshot shows the Informatica Axon Management interface. The top navigation bar includes the Informatica logo, search, maps, my items, and create options. The user is logged in as John Admin (Super Admin). The left sidebar contains a menu with items like Admin Dashboard, DG Operating Model, Role Permissions, Default Workflows, Default Change Requests, Roles & Responsibilities, Role Assignment, Change Request Systems (highlighted), Licensed Users, and Periodic Review of Objects. The main content area is titled 'Change Request Systems' with a sub-header 'Axon Management'. It features a 'CONFIGURE CHANGE REQUEST SYSTEM' section with a dropdown menu for 'Change Request System' showing 'ServiceNow' and 'Jira' as options. 'Jira' is currently selected. There are 'Save' and 'Close' buttons in the top right corner of the configuration area.

Configuring Cloud Jira for external change request system

- New fields in Change request system to support Jira integration
- Server Login Token, Project Key, Issue Type

CONFIGURE CHANGE REQUEST SYSTEM

Change Request System *	Jira
Name *	
Server URL *	
Server Login User Name *	
Server Login Token *	
External Status Field *	
Completed Status of Change Request *	
Cancelled Status of Change Request *	
Project Key *	
Issue Type *	Bug

Steps to link Axon with Jira

- **Step 1:** Create API Token, by logging into JIRA, Account Settings -> Security, here you will get “Create and manage API tokens”
- **Step 2:** Create a project and note its key, as this is a required key while linking Axon to Jira.

The screenshot shows two parts of the Atlassian ecosystem. The top part is the 'Atlassian account' security settings page at `id.atlassian.com/manage-profile/security`. It has a sidebar with options: Profile and visibility, Email, Security (selected), Account preferences, Connected apps, and Products. The main content area includes password change fields, a 'Save changes' button, and sections for 'Two-step verification' and 'API token'. The 'API token' section explains that API tokens are used for basic authentication and should be treated as passwords. A red box highlights the 'Create and manage API tokens' link.

The bottom part is the 'Projects' page in Jira. It shows a list of projects with columns for Name, Key, Type, and Lead. A red box highlights the 'Key' column. The projects listed are:

Name	Key	Type	Lead
AXON JIRA API	AJA	Company-managed software	prgn@informatica.com
Axon-Perf	AP	Company-managed software	prgn@informatica.com
QA_Project	QP	Team-managed software	prgn@informatica.com

Steps to link Axon with Jira (contd.)

- **Step 3:** Mapping Additional fields Configuration in Change Request systems
- **Step 4:** Creation of CR in AXON and its sync with JIRA

```
[
  {
    "key": "description",
    "displayName": "Description",
    "defaultValue": "Created from AXON",
    "dataType": null,
    "isMandatory": true,
    "isHidden": false,
    "isSensitive": false
  },
  {
    "key": "labels",
    "displayName": "Labels",
    "defaultValue": "Axon7.3_Demo",
    "dataType": "list",
    "isMandatory": true,
    "isHidden": false,
    "isSensitive": false
  },
  {
    "key": "priority",
    "displayName": "Priority",
    "defaultValue": "Highest, High, Medium, Low, Lowest",
    "dataType": "list",
    "isMandatory": true,
    "isHidden": false,
    "isSensitive": false
  }
]
```

Projects / AXON JIRA API / AJA-290

Change Request Raised from AXON

Attach Create subtask Link issue

Description
Created from AXON

Environment
None

Activity
Show: All Comments History Work log Newest first

RC Add a comment...
Pro tip: press **M** to comment

Details

Assignee
Unassigned

Reporter
SK Sagar Kalra

Labels
None

Priority
Highest

More fields Original estimate, T...

Created 6 hours ago
Updated 2 hours ago
Resolved 2 hours ago
Configure

Informatica Search Maps My Items Create

1: Change Request Raised from AXON

gs1 Change Request

SUMMARY RELATIONSHIPS STAKEHOLDERS HISTORY

DEFINITION

Wanted to change the name of Object

Type: Request For Change

Affected Item: gs1

Analysis: No analysis recorded yet. [+ Add]

Resolution: No resolution recorded yet. [+ Add]

EXTERNAL FIELDS

Ticket Number: AJA-290

Description: Created from AXON

Priority: Highest

External Ticket Details

Projects / AXON JIRA API / AJA-290

Change Request Raised from AXON

Attach Create subtask Link issue Ticket created in JIRA

Description
Created from AXON

Environment
None

Activity

Backlog

Details

Assignee
Unassigned

Reporter
SK Sagar Kalra

Labels
None

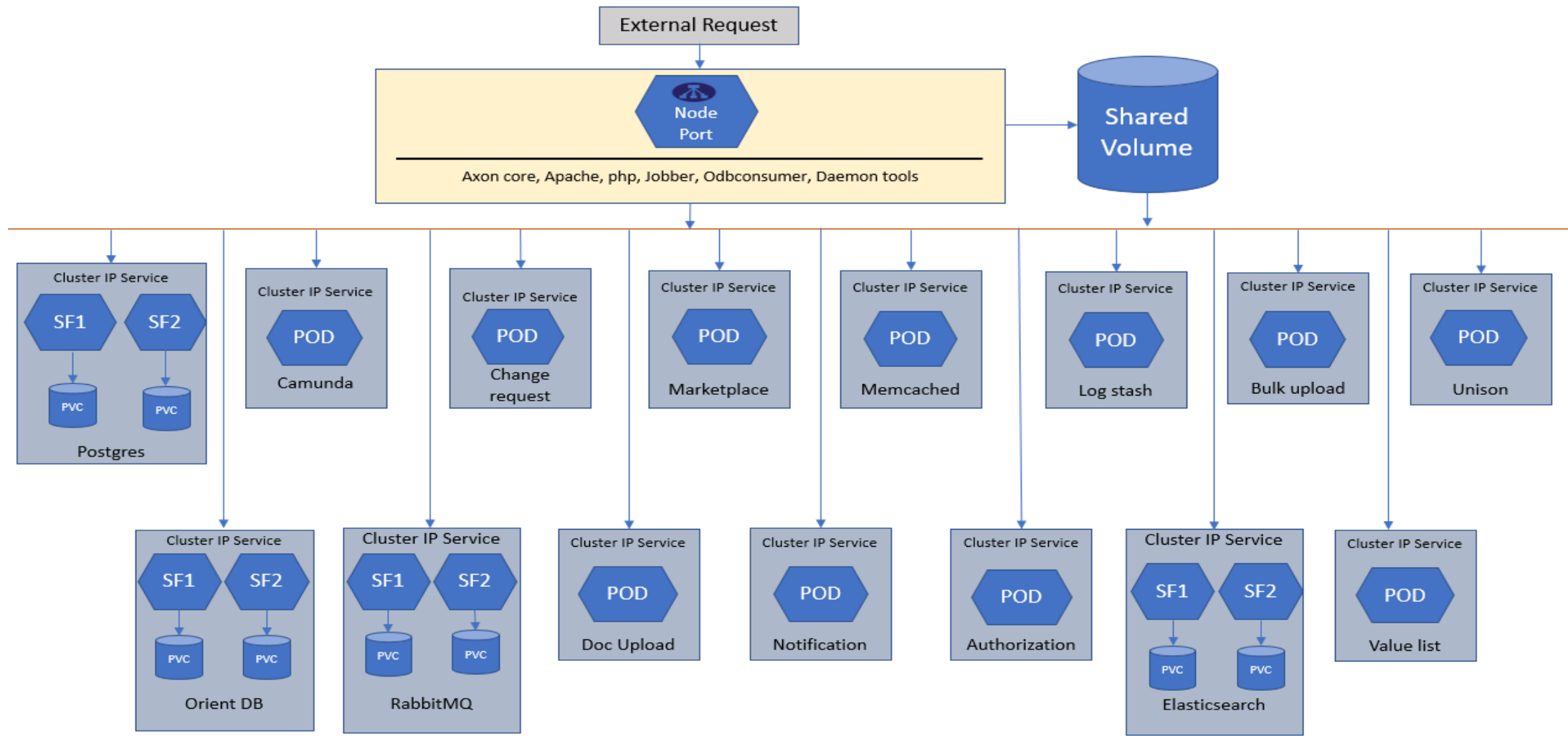
Priority

Kubernetes Enhancements

Kubernetes (K8s) Enhancements

- Each container runs specific application image which contains all the libraries, tools and configuration to run the application.
- Added clustering and Horizontal Auto scaling support for statefulset services like Orient DB, Postgresql DB, RabbitMQ and ElasticSearch.
- HA support for kubernetes deployments.
- **StatefulSet:** Used for stateful applications. Contains one or more pods and always makes sure specified number of pods are running.
- **kubectrl:** CLI to interact with K8s cluster.
- Added upgrade support from previous Axon Kubernetes version to Axon 7.3.

K8s Axon Deployment Design – coreK8s Framework



K8s Axon Deployment Design - HA

	# of Stateful sets	# of Pods
Orient DB	1	2
PostgreSQL	1	2
RabbitMQ	1	2
Elasticsearch	1	2

- 12 Axon microservices – 12 Stateless Deployment – Single Pod for each microservice
- 1 container per pod → Container will run the Axon services.
- 1 K8s service per pod → backed by cluster specific load balancer to expose application end points and ports via public IP and Loadbalancer for Cloud(AWS) and NodePort for On premise.
- All the K8s resources will be created within specific K8s namespace

Core K8s Framework - Customer side Prerequisites

- K8s cluster with minimum recommended CPU and memory to run the Axon services –AWS, On Prem.
- *kubectl* should be installed and authenticated with the K8s cluster. User running the K8s framework utility should have required privilege to create and manage the K8s resources.
- Storage account details to create shared volume on AWS.
- Image registry authentication parameters and node image name. (customer can pull image from Informatica hosted Image Registry to Local Image Registry).
- License file.
- Axon services configuration parameters.

Externalization and Language support

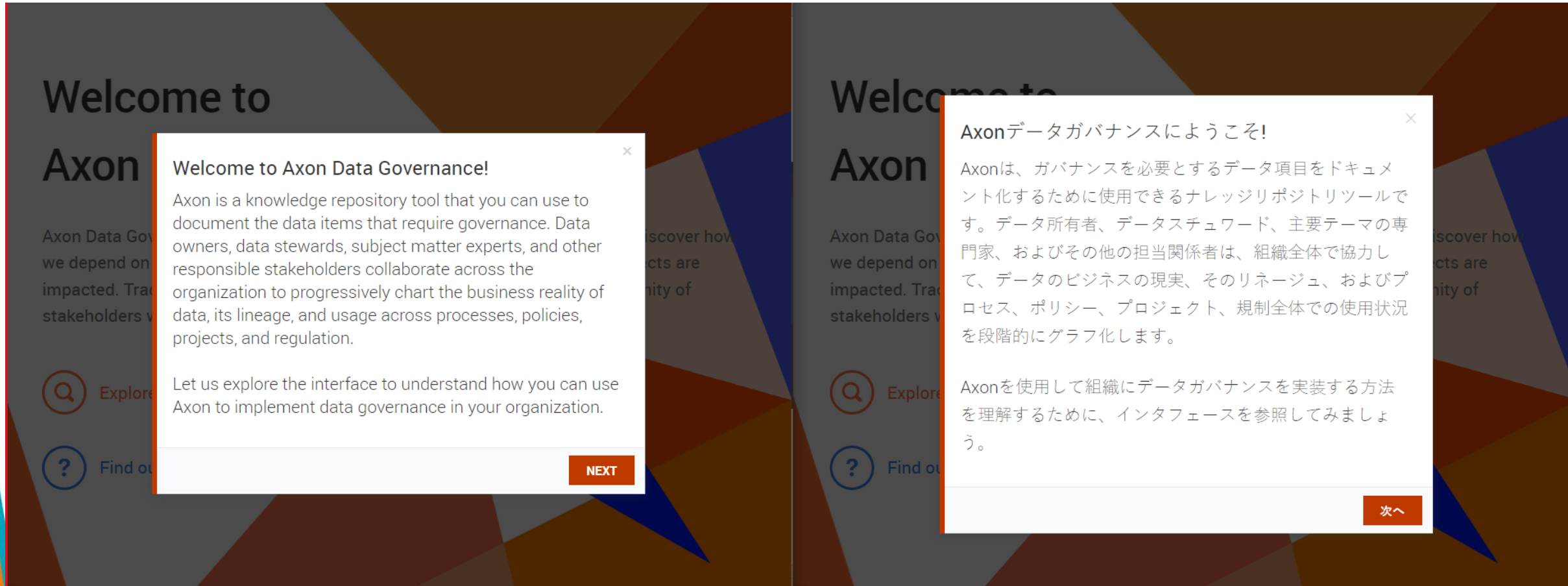
Bulk upload template columns

- Bulk upload template columns are externalized for user selected language in the application

The image displays two overlapping Microsoft Excel spreadsheets. The top spreadsheet, titled 'Axon_SourcingTemplate_glossary', shows a table with columns: Name, Definition, Ref., Beispiele, Geschäftslogik, Formatbeschreibung, LDM-Referenz, Übergeordneter Name, and Ref. des übergeordneten Ausschusses. The bottom spreadsheet, titled 'Axon_SourcingTemplate_attribute (1)', shows a table with columns: Referenznummer, Attributname, Attributdefinition, DB-Format, Schlüssel, Geschäftslogik, Attributanforderung, and Referenz des Datensatzes. Both spreadsheets have the 'Home' tab selected, showing the ribbon with various formatting options.

Walk-me messages support Japanese

- All the walk-me messages are translated to their respective Japanese Language translation



Axon 7.3.0.1

Axon Data Governance 7.3.0.1 – Highlights at a glance



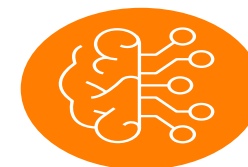
Engaging

- **Change Request and Workflow improvements**
 - Capability to complete change request without Workflow assignment
- **Duplicate relationship check introduced**
 - Duplicate relationship between two objects is not allowed
- **Capability to tag other Axon objects**
 - In rich text field of any facet object or change request, other facet objects can be tagged using “#” flowed by <facet name>:<Object name>



Integrated

- **Axon – EDC Performance Improvement**
 - Reduced Data Onboarding process time by upto 70%
 - Improvement in displaying Catalog items in Glossary, System and Dataset objects
- **Axon – EDC Integration**
 - Additional resource – Tibco Spotfire, Amazon S3 V2, ADLS Gen2 V2



Outcomes

- **Bulk Migration enhancements**
 - Migration now includes intra facet relationship for facets – Glossary, Attribute, Process, Policy
- **Enhancements to ServiceNow Integration**
 - Support for creating Problem and Change Request ticket type
- **Default Change request for Admin / Super Admin changes**
 - Configuration driven to initiate default change request for changes made by Admin and Super Admin users
- **Accessibility Compliance Contd.**

Change Request and Workflow improvements

Complete Change Request without assigning a Workflow

- “Complete” button is available for pending start Change requests
- Will be enabled only when “Analysis” and “Resolution” fields are filled
- Applicable for Manual Change requests only

The screenshot displays the Informatica Change Request interface for a request titled "32: Glossary name change". The interface includes a top navigation bar with tabs for SUMMARY, RELATIONSHIPS, STAKEHOLDERS, and HISTORY. The SUMMARY tab is active. The main content area is divided into two sections: DEFINITION and CLASSIFICATIONS. The DEFINITION section shows the request title "Glossary name change" and the Type "Request For Change". The CLASSIFICATIONS section shows the status "Axon Status: Pending Start". A red box highlights the "Complete" button, which is located next to the "Cancel Request" button. The "Complete" button is enabled, indicating that the request is in a state where it can be completed without assigning a workflow.

Mandatory approval flag available for Admin / Super Admin changes

- Changes done by Admin / Super Admin can also go through the approval workflow
- Admin panel control to initiate default change request for changes made by Super Admin and Admin users
- When disabled, changes by Super Admin and Admin users get committed without review even when there is an active Change request

Default Change Requests
Axon Management

DEFAULT CHANGE REQUESTS

Facet + ↓ Data Set

Enable Workflow Approval ☒

CONFIGURE WORKFLOW APPROVAL SETTINGS

Default Change Request System * Native

Default Workflow for Creating Object DefaultWorkflow-2-DataSet

Default Workflow for Editing Object DefaultWorkflow-2-DataSet

Default Axon Status for Creating Object * Active

Default Lifecycle for Creating Object * Approved

Default Change Request Type * Request For Change

Default Change Request Urgency * Medium

Default Change Request Severity * Medium

Enable Workflow Approval for Administrators ☐

ServiceNow Integration enhancements

- Supports additional Ticket Types with ServiceNow integration
- Problem and Change Request ticket types are available by default
- Custom ticket types present in ServiceNow can be configured

<https://knowledge.informatica.com/s/article/HOW-TO-Create-a-New-Ticket-Type-in-ServiceNow>

Role Assignment

Change Request Systems

Licensed Users

Periodic Review of Objects

Meta-Model Administration

Operational Management

Customize & Configure

Logs

Admin Activity Logs

Server Login User Name *

Server Login Password *

External Status Field *

Completed Status of Change Request *

Cancelled Status of Change Request *

Ticket Type *

Incident

Problem

Change Request

Problem

Duplicate Relationships not allowed

Duplicate Relationships between 2 objects is not allowed

- Source, Target and Relationship type combination is considered for uniqueness
- Relationship between source and target with different relationship type is allowed
- Bulk upload of Relationships validate for the existing relationships for duplicate detection
- To avoid conflicts while updating or deleting relationships

Capability to tag Axon objects

Capability to tag Axon objects

- Axon objects can be tagged in rich text fields of any facet objects
- Will have a hyperlink to help navigate to the object
- Can be used to mention objects as reference
- Tag using keyword #

Format - #<facet name>:<Object name>

The screenshot displays a rich text editor interface. On the left, there are labels for 'Input Description', 'Output Description', and 'Classification'. The main text area contains the following content:

Referred from processes

- [#Know Your Client \(KYC\) Process \(KYC-1\)](#)
- #Process{

A dropdown menu is open, listing the following options:

- #Know Your Client (KYC) Process (KYC-1)
- #Finance ILAS Reporting (FIN-ILAS-1)
- #Probability of default (PD) Calculation (RISK-PD-1)
- #US Entity Tax Reporting Process (TAX-US-1)
- #Due Diligence (KYC-1-2)
- #KYC Risk Classification (KYC-1-3)
- #Escalate (KYC-1-5)
- #EDD / Monitor (KYC-1-6)
- #Activate Customer (KYC-1-7)
- #Decision (KYC-1-4)

Below the dropdown, the text '#Industry Code Distribution Process' is visible. On the right side of the editor, there are buttons for 'Hide editor' and 'Show Editor'.

Bulk Migration enhancements

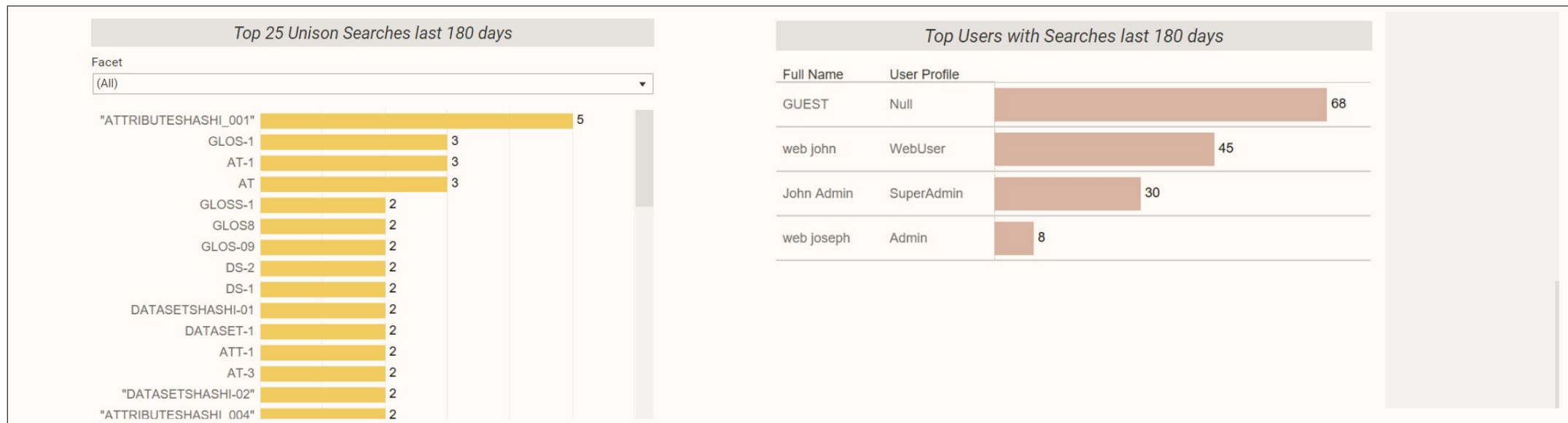
Bulk Migration enhancements

- Includes intra facet relationships
 - Attribute X Attribute
 - Process X Process
 - Policy X Policy
 - Glossary X Glossary

Trend and Usage Statistics enhancements

Trend and Usage Statistics enhancements

- Searches using Rest API included for Usage stats
- Zap search used in Unison is also captured for the User search stats
- Search statistics at facet level over a period of time



Email Notification enhancements

Email Notification enhancements

- Email notification for shared dashboard will have the link for dashboard which is shared with user

Axon

Informatica Dashboard Shared with you

Hi Gmail,

John Admin shared the "Test Dasboard Epic" dashboard with you. To see the dashboard, click [here](#).

- Informatica Axon

Email Notification enhancements

- Daily digest email notification have information for each of the section and format is updated for better user actions

I AM FOLLOWING

Object Type	Name	Last Updated
Data Set	Dataset-12	2022-27-Jul
Glossary	Glossary-1	2022-27-Jul
System	System-1	2022-27-Jul

[Click here for more details](#)

My pending workflow actions

Change Request Started	John Admin has started change request manual CR4	Validate
Change Request Created	A Change Request has been raised by John Admin against Glossary item GlossaryTest 1 122. manual CR4	Validate
Workflow Step Completed	A Workflow step for change request manual CR3 has been completed as 'Complete Task' by 'John Admin' and %new_tasks_count% new workflow steps are now pending.	Validate
Change Request Started	John Admin has started change request manual CR2	Validate
Workflow Call to Action	Your workflow step 'Assessment' for change request manual CR1 is pending.	Validate
Change Request Started	John Admin has started change request manual CR1	Validate
Workflow Call to Action	Your workflow step 'Assessment' for change request manual CR3 is pending.	Validate

Older view

I am Following

Object Type	Name	Last Updated
System	System-4	02-Aug-2022
System	SYS1	02-Aug-2022
Glossary	GLSRY1	02-Aug-2022
Glossary	Glossary-4	02-Aug-2022

[Click here for more details](#)

My pending workflow actions

Event	Description
Workflow Step Completed	A Workflow step for change request try CR 6 has been completed as 'Approved' by 'Gmail User' and %new_tasks_count% new workflow steps are now pending.
Workflow Step Completed	A Workflow step for change request try CR 6 has been completed as 'Complete Task' by 'Outlook User' and %new_tasks_count% new workflow steps are now pending.
Workflow Call to Action	Your workflow step 'Approval' for change request try CR 6 is pending.
Change Request Started	Outlook User has started change request try CR 6
Change Request Created	A Change Request has been raised by Outlook User against Data Set item DS1. manual CR4
Change Request Created	A Change Request has been raised by Gmail User against Glossary item glossary_test. manual CR2

[Click here for more details](#)

[Take me to Axon](#)

Current view

REST API Improvements

REST API Improvements

- New API introduced to query object lock status

Property	Description
Endpoint	/api/v1/object/lockstatus/{facetname}/{objectId}
Method	GET

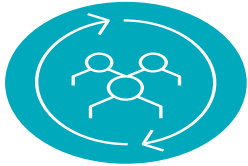
- Unison API to know the Data Collections linked to a Dataset and also to get the list of Datasets based on the status of Publish to Data Marketplace

```
"searchScopes": [  
  {  
    "facetId": "MARKETPLACE_DATACOLLECTION",  
    "fields": [  
      "id",  
      "name",  
      "description",  
      "categoryName"  
    ],  
    "orderList": [  
      {  
        "field": "id",  
        "type": "ASC"  
      }  
    ],  
  },  
]
```

```
{  
  "operator": "START",  
  "filters": [  
    {  
      "operator": "START",  
      "type": "OPTIONS",  
      "properties": {  
        "field": "datasetPublishStatus",  
        "value": "Unpublished"  
      }  
    }  
  ]  
}
```

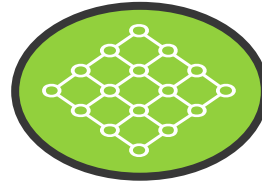
Axon 7.3.1

Axon Data Governance 7.3.1 – Highlights at a glance



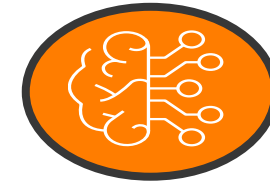
Engaging

- **Improvements to Unison Search**
 - Super Admin can configure default sort order for each facet and column
 - Stakeholder information can be exported
- **System level control for Automated DQ Rules**
 - Control for System owners to participate in DQ Checks
- **Facet Relationship improvements**
 - System to Glossary - Custom relationship type can be used
 - Relationship is split into 2 – System X Glossary and Glossary X System



Integrated

- **Axon-EDC Integration enhancements for onboarded assets – Update and delete**
 - Changes to Business terms in EDC is reflected for onboarded Dataset and Attributes
 - Physical Fields removed from EDC are updated to Attribute with review status
- **Axon-DQ Integration Support for Profile on Customized Data Object**
 - Ability to link Profiles and Scorecards created on CDO objects with Local DQ Rules



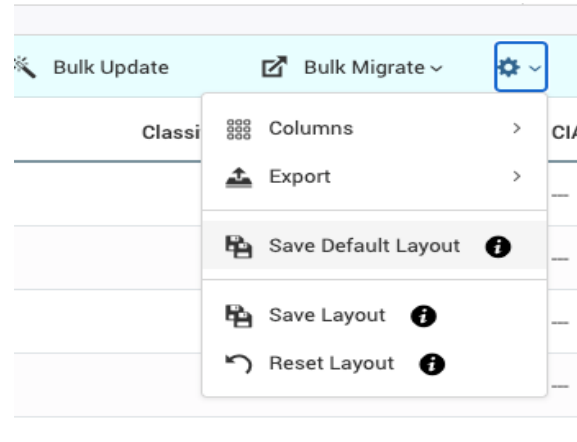
Outcomes

- **Auto assignment of Workflow for Manual Change request**
 - Based on the Change request type, Workflows will be assigned automatically.
- **Session timeout pop-up message**
 - Session timeout is configurable in Admin Panel and alerts user with pop-up message
- **Accessibility Compliance (WCAG 2.1 AA) Standards Contd.**

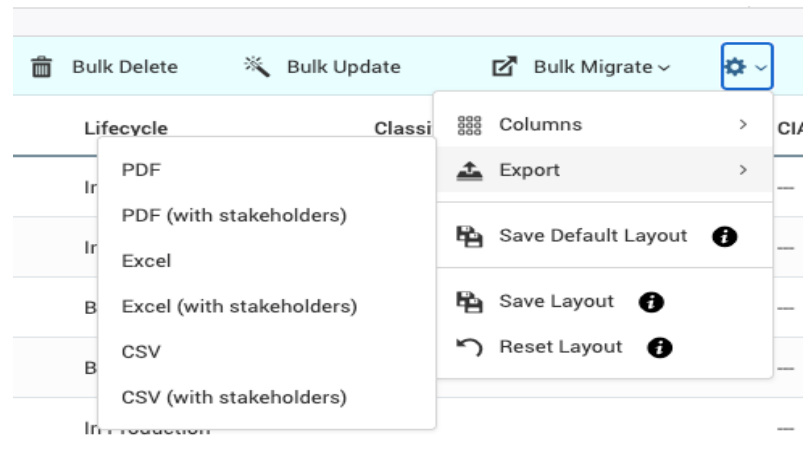
Improvements to Unison search

Improvements to Unison Search

- Capability to set the default column and sort order for results to be displayed based on System Admin or User preference



- Ability to export Stakeholder information of the objects from Unison search results



Data Quality Rules enhancements

System level control for DQ Rule Automation

- System owners can now control the Data Quality rules execution on Attributes which belong to their system
- Helps to disable the execution on all the Auto created Local DQ Rules under that System
- Once the System is ready for Data Quality Checks, Auto Local DQ Rules are created from existing Standard DQ Rules

OTHER INFORMATION

CIA Rating [?]

C I A

Asset ID

Classification

☒ Automatically Control Local Rules [?]

Segment ^{*}

Allows creating local data quality rules automatically and controls the execution of the existing automatically created local data quality rules for all the System Attributes.

Local DQ Rules update

- Attributes can be assigned while editing Local DQ Rules which were created without attribute
- User can choose any Attribute belonging to the Dataset from where Local DQ Rule was created
- Dataset information is also displayed in Unison Data Quality tab

Ref.	Name	Description	Attribute Name	Data Set	System Measured In	Type	Criticality	Result
DQ-248	Accuracy of exposure amounts	Accuracy of exposure amounts in most recent batch are reconciled with the source	Exposure Amount	Counterparty Credit Risk Exposure Report	RWA	Accuracy	Medium	99%
DQ-53	Accuracy of UP against legal documentation	Accuracy of UP against legal documentation	Ultimate Parent Id	Legal Entity	DARWIN	Accuracy	Medium	96%
AC - DQ	Address Complete	Address Complete	Address of residence	KYC Form - Individual	DOCUMENTUM	Completeness	High	92%
AV - DQ	Address Valid	Address Valid	Address of residence	KYC Form - Individual	DOCUMENTUM	Validity	Medium	75%

Facet Relationship Improvements

Facet Relationship Improvements

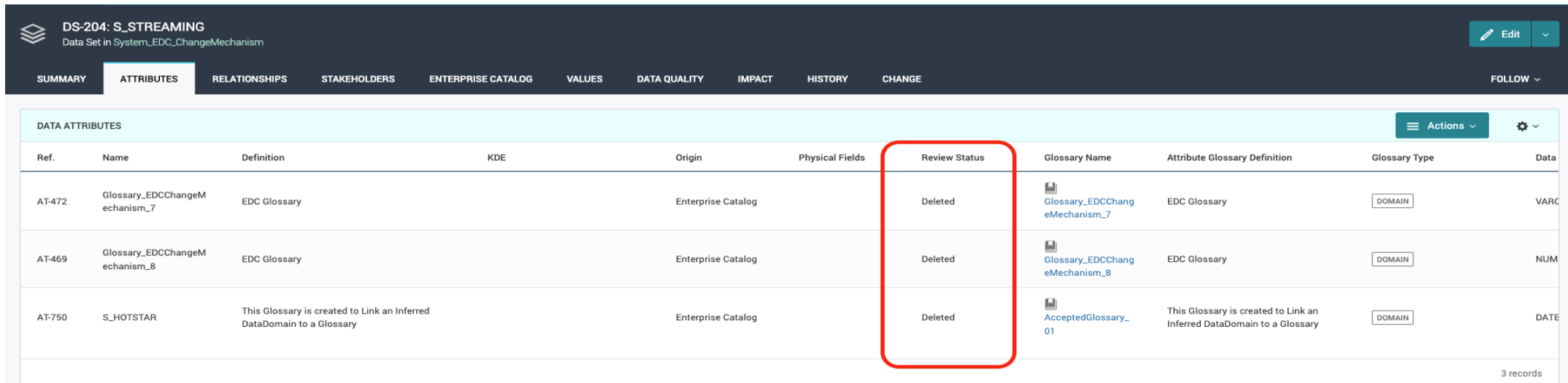
- Custom relationship type can be defined for relationship between Glossary and System
- 2 separate relationships are present – Glossary X System and System X Glossary
- Relationship types can be configured for respective relationships

The image displays two overlapping screenshots of the Informatica Data Governance user interface. The left screenshot shows the 'Dropdown Configurations' page under 'Axon Management'. It features a sidebar with navigation links: Admin Dashboard, DG Operating Model, Meta-Model Administration, Segments, Custom Fields, Dropdown Configurations (selected), and Static Page Editor. The main content area is titled 'CONFIGURATION OPTIONS' and lists two relationship types: 'Glossary X System Relationship Type' and 'System X Glossary Relationship Type'. The right screenshot shows the 'Upload From File' bulk upload form. It includes a progress bar with steps: 1. CHOOSE FILE, 2. MAP COLUMNS, and 3. UPLOAD. Below the progress bar, there are fields for 'Upload Type' (set to 'Relationship'), 'Upload Option' (set to 'Upload New Items'), 'File to Upload' (set to 'No file selected'), and 'Error Handling' (with a checked 'Cancel on warning' option). On the right side of the form, there is a dropdown menu for 'Attribute X Attribute' with a search bar containing 'Glossary'. The dropdown list shows several options, with 'Glossary X System' and 'System X Glossary' highlighted by red circles.

Axon - EDC Integration Enhancements

Axon – EDC Integration Enhancements




- Changes made with respect to Business Term or Data Domain for Physical Fields in EDC are updated for Onboarded assets in Axon – Update and Delete
- Attribute description is pre-populated for manual onboarding of Physical fields based on Glossary selection
- Physical Fields removed from Catalog will update the onboarded Attribute with review status as Deleted



DS-204: S_STREAMING
Data Set in System_EDC_ChangeMechanism

Summary ATTRIBUTES Relationships Stakeholders Enterprise Catalog Values Data Quality Impact History Change

DATA ATTRIBUTES

Ref.	Name	Definition	KDE	Origin	Physical Fields	Review Status	Glossary Name	Attribute Glossary Definition	Glossary Type	Data
AT-472	Glossary_EDCChangeMechanism_7	EDC Glossary		Enterprise Catalog		Deleted	 Glossary_EDCChangeMechanism_7	EDC Glossary	DOMAIN	VARC
AT-469	Glossary_EDCChangeMechanism_8	EDC Glossary		Enterprise Catalog		Deleted	 Glossary_EDCChangeMechanism_8	EDC Glossary	DOMAIN	NUM
AT-750	S_HOTSTAR	This Glossary is created to Link an Inferred DataDomain to a Glossary		Enterprise Catalog		Deleted	 AcceptedGlossary_01	This Glossary is created to Link an Inferred DataDomain to a Glossary	DOMAIN	DATE

3 records

Axon – EDC Integration Enhancements Contd.

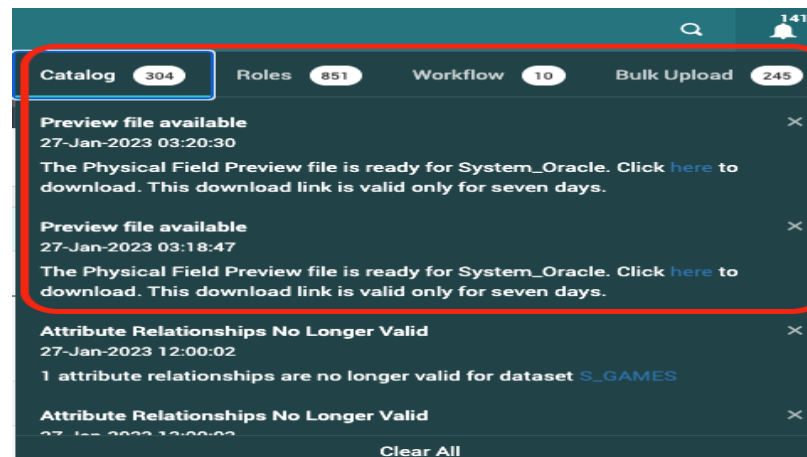
- Ability to configure Axon Status and Lifecycle for Datasets to be onboarded

The screenshot shows the 'Customers System' configuration page. The 'ENTERPRISE CATALOG' tab is selected. Under 'Data Onboarding Rules', a rule is configured with the following details:

- Data Onboarding Rule:** Customers
- Data Onboarding Rule Description:** Customers Object Onboarding
- Enable Automated Onboarding:** ☒
- Accept Onboarded Objects:** ☐
- Data Set Status:** Pending Review
- Data Set Lifecycle:** Draft

The 'Data Set Status' and 'Data Set Lifecycle' fields are highlighted with a red rectangle.

- Download and Preview job task is available in Notifications section for viewing assets to be onboarded



Auto assignment of Workflow

Auto assignment of Workflow for Manual Change request

- Based on the change request type, Workflow assignment can be configured
- This helps in the manual intervention and wrong workflow assignment by Stakeholders
- Avoids delay in Workflow assignment and start of the process

Default Workflows
Axon Management

SELECT WORKFLOW

Facet *

Workflow *

Workflow Name *
Minimum 6 characters

Description *

Active ☒

Type ⓘ
Select Type to allow users to start the workflow.

WORKFLOW DIAGRAM

☐ Request For Change
☐ Request For Information
☐ GDPR PIA

Accessibility and PAM updates

Accessibility

- As part of Accessibility (WCAG 2.1) Compliance standards, addressed most of the issues around following components:
 - Login Page
 - Tabs
 - Navigation Bar
 - Dropdown Menu
 - Dropdowns
 - Unison Search Page
 - Facet Pages
 - Admin Panel
 - Bulk Upload Widget
 - Grid Keyboard navigation
 - Autocomplete (Quick Search)
- 70% of the application supports WCAG 2.1 AA standards success criteria.
- Rest of the areas will be addressed in upcoming releases

PAM Updates

	Axon 7.3.0	Axon 7.3.0.1	Axon 7.3.1
OS Support	RHEL v8.6 Cent OS 7.8 & 8.3 SUSE 15 (SP1&SP2)		RHEL v9.0 OEL – 8.5, 8.6 & 9.0 Dropped support for Cent OS 8.x
DQ / EDC / DPM	10.5.2	10.5.3	
EDC Resources	New Salesforce V2	Tibco Spotfire Amazon S3 V2 ADLS Gen2 V2	Snowflake Adv Scanner
Additional EDC Fields			
Source for DQ Automation	Snowflake Azure DWH		Profile / Scorecard on Hive / JDBC Customized Data Object linking with Local DQ Rule
Active Directory		AD LDS	eDirectory for Linux
Kubernetes	K8's on AWS added Auto scaling and Upgrade		

Q & A

Thank You